



Workbook. **2023-2024**

third edition february



GENERAL INFORMATION

Our production started off and continues to be of an artisanal nature. Our lamps are not produced in large series, from moulds or sophisticated plants but they are hand-crafted by our artisans. Slight flaws are thus not to be considered defects, but rather the typical characteristics of manual work.

Catellani & Smith declares under its own responsibility that its products meet the essential requirements of EC directives and comply with EN 60598 for luminaires and related components. Catellani & Smith lamps are built with a voltage of 220/240V.

The pricelist specifies which luminaires are compatible with a voltage of 110V (with standard EC components and not with UL certified components) and which ones can be compatible upon request, by making some styling and technical modifications (price estimate to be provided).

Production is tested 100%: each product undergoes a thorough quality control that guarantees it is intact and fully functional. The guarantee covers the item for 2 years from the date of purchase, including the right to a replacement or to the repair of the product or parts thereof affected by manufacturing defects detected at the time of purchase or that arise over the next two years. **The guarantee does not cover any damage to luminaires caused by connection to incompatible dimmers or control and dimming systems.** Compatibility of our products with dimmers or home automation systems must be checked prior to purchase and it is the responsibility of the customer or person acting for him/her.

The guarantee does not include any refunds for the intervention of qualified staff (electrician, etc.) or costs for the installation/disassembly or costs related to equipment (such as scaffolding access platforms, scaffolding, etc.) required to access the luminaires and perform maintenance and control operations on them.

It is advisable always to test the luminaires on the ground before final installation if they are to be fitted under special circumstances or connected to control and dimming systems.

In compliance with the regulations in force, **the manufacturer reserves the right to make any styling or technical changes without prior notice.**

Such changes also include the type and wattage of light bulbs and electronic parts. These changes are due to market availability issues since it is continuously growing and evolving, and it tends to eliminate certain products in favour of others, discontinuing their production without notice (which is increasingly often the case with LED bulbs).

According to regulation 2017/1369, starting from 01/03/2022 the new energy efficiency classification comes into force, which also concerns light sources.

The rating scale goes from A (maximum efficiency) to G (minimum efficiency), replacing the previous scale from A +++ to D, as required by Directive 2010/30 / EU currently in force.

Based on warehouse supplies, we will update the indication of the energy class in our documentation.

In our website we will also provide the link to access all information concerning the light sources supplied: some datas (such as lumen or wattage) might vary from what mentioned in the workbook, as they are measured on the pure sources, not on our appliances.

The Catellani & Smith Workbook is designed to help and protect the customer in his/her choice of products. We therefore recommend that you read each section thoroughly, given the complexity of the electronic parts, and that you check the compatibility between the various components (such as dimmers, light sources, etc.) and contact qualified staff for the choice and installation of products.



Latest Creations

p. 6



Enso



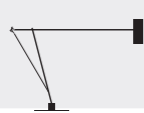
Syphaspot Chandelier



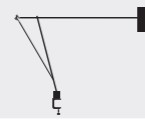
Syphaspot JC/IC

Colore

p. 6



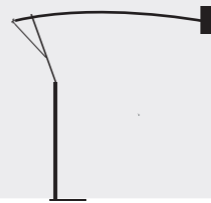
Ettorino T



Ettorino Clamp



Ettorino F



Ettorino BIG



Ale BE T



Ale C



Ale BIG



Ale W

SimilDesign

p. 12



Sfera W



Cono W



Atman

Les Petites

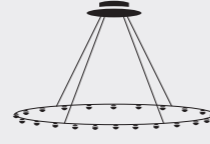
p. 14



28 Petits Bijoux



56 Petits Bijoux



22 Petites Lentilles

Lederam

p. 16



Lederam Manta S1



Lederam Manta S2



Lederam C150/180



Lederam Manta CWS1



Lederam C2



Lederam W



Lederam W1



Lederam W2



Lederam WF



Lederam T1



Lederam F0



Lederam F1



Lederam F2



Lederam F3

Sorry Giotto

p. 26



Sorry Giotto 9



Sorry Giotto 12



Sorry Giotto 1



Sorry Giotto 3

Light Stick


p. 28



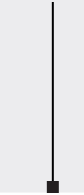
Light Stick CW



Light Stick V



Light Stick T



Light Stick F

Wa Wa

p. 30



Wa Wa T



Wa Wa F



Uau T



Uau F

Giulietta

p. 32



Giulietta BE T



Giulietta BE F



Giulietta W



Giulietta T



Giulietta F

Jackie O


p. 36




Jackie O JC



Jackie O IC



Jackie O Chand. 6/9/12



Jackie O Chand. 15/20/24

PostKrisi

p. 38



PostKrisi 50-51-52



PostKrisi 10 Malagolina



PostKrisi F 100



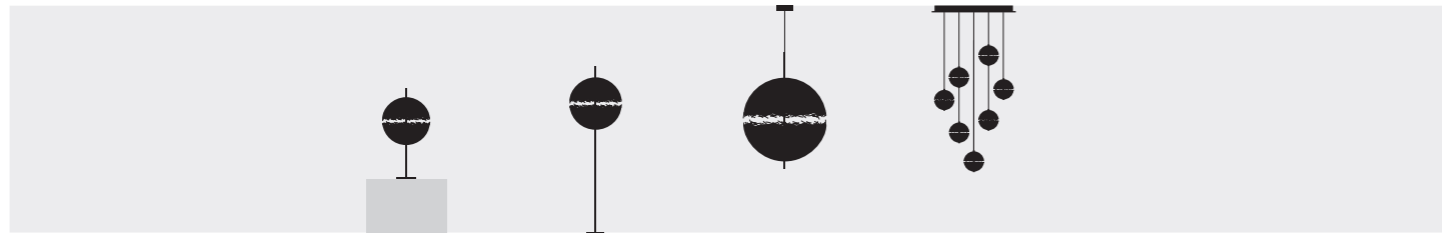
PostKrisi W 21-40



PostKrisi CW 70



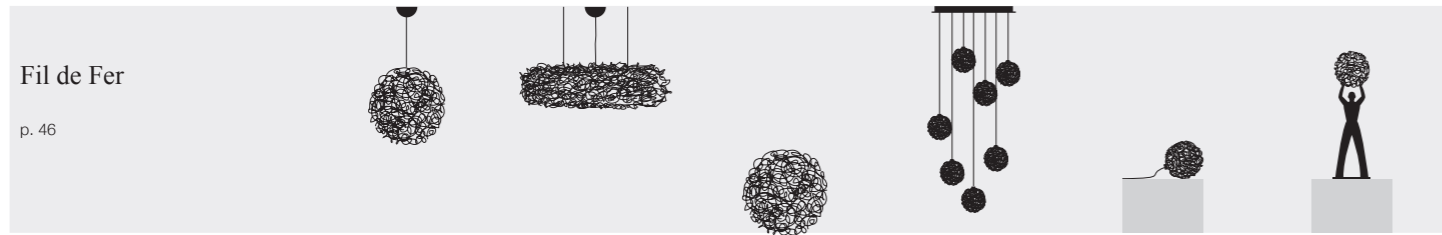
PostKrisi 49



PostKrisi T 61 PostKrisi F 64 PostKrisi 65-66-67 PostKrisi Chandelier

Fil de Fer

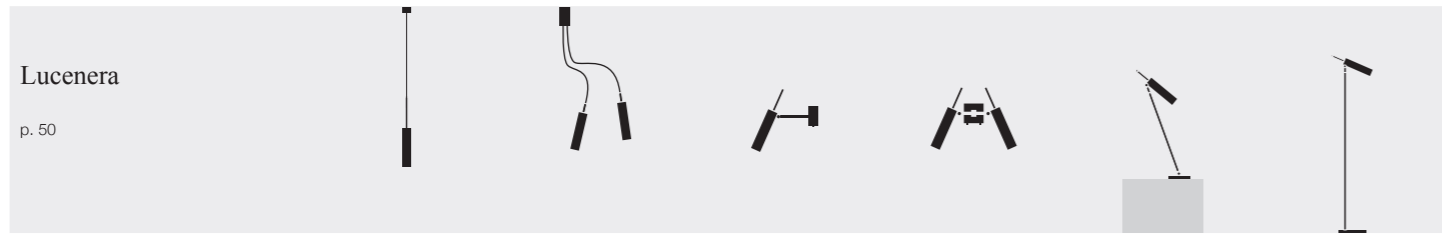
p. 46



Fil de Fer Fil de Fer Nuvola Fil de Fer F Sweet Light Chandelier Sweet Light T Uomo della Luce S

Lucenera

p. 50



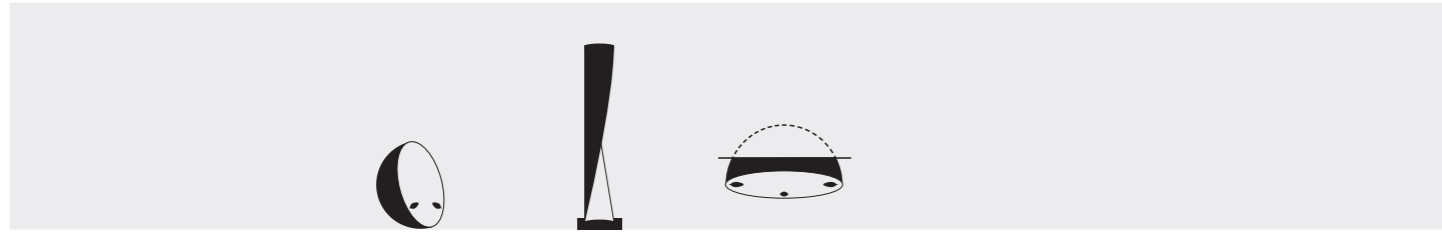
Lucenera 504 Lucenera 206 Lucenera 502 Lucenera 503 Lucenera 500 Lucenera 506

Stchu-Moon

p. 52



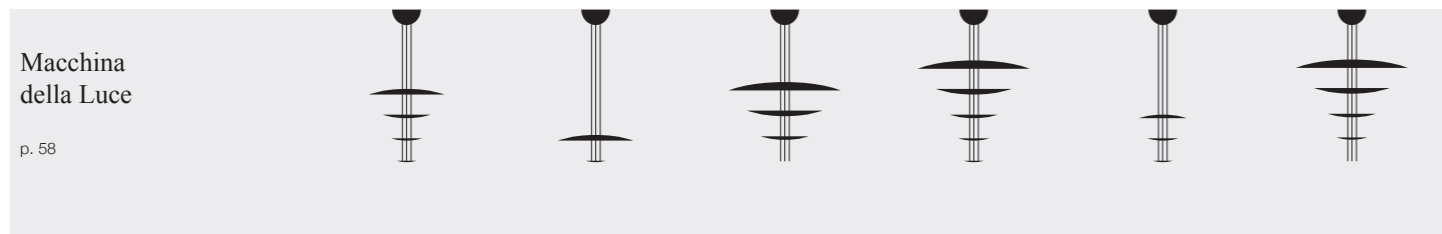
Stchu-Moon 02 Stchu-Moon 02 230V Stchu-Moon 02 Chand. Stchu-Moon 05 Stchu-Moon 08 Stchu-Moon R




Stchu-Moon 01 Stchu-Moon 09 Stchu-Moon SR

Macchina della Luce

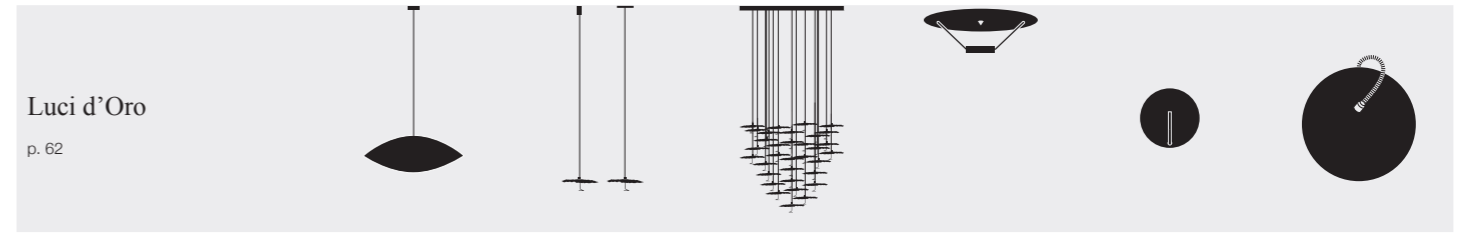
p. 58



mod. A mod. B mod. C mod. D mod. E mod. F




mod. I




Luci d'Oro
p. 62

Malagola 27/55/110 Gold Moon JC/IC Gold Moon Chandelier DiscoO Luna W Luna Piena




Francesca Luce d'Oro T Luce d'Oro F Luna Gemma Colonna



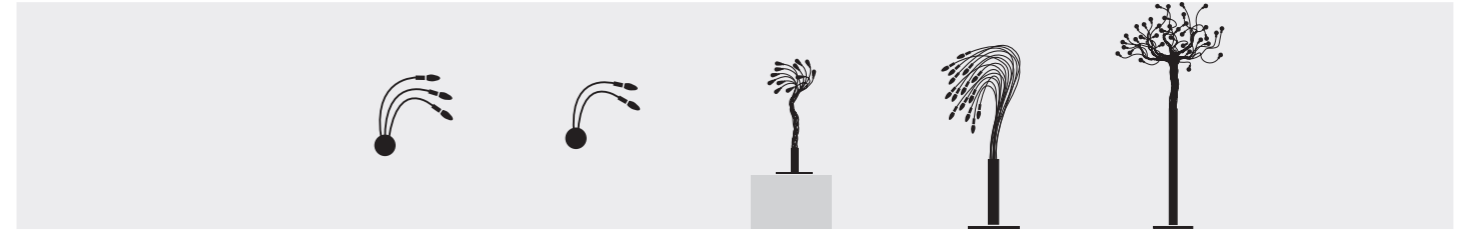
Pepita 102 Pepita 65

Turciù


p. 72



Turciù 36 Turciù 21 Turciù 16 Turciù 9 Turciù 9 Turciù 5

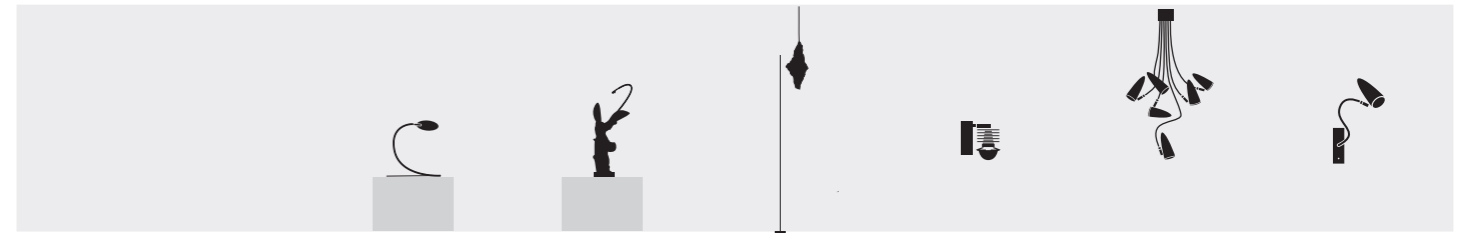


Turciù 3 Turciù 2 Bonsai Sottovento 15 Albero della Luce



Oggetti Senza Tempo
p. 78

Miracolo Ciclotalia T Ciclotalia F Lola T Lola F Luce che dipinge



Herem T Nike Shadow EC 301 Ciclotalia Flex C6 Ciclotalia Flex W1



Ciclotalia Flex W2



Ciclotalia Flex F3



U. W



U. F Up



U. W Flex



U. F Flex



Vi. W



Vi. F

Other Smiths

p. 88



Talismano (Other Smiths)



Alchemie T

Medousê (outdoor)

p. 90



Medousê W



Medousê F

More (outdoor)

p. 92



More



More 0



More F

Sypha

p. 94



Syphasera



Syphasera



Syphaduepassi

Fil de Fer

p. 96



Fil de Fer



Fil de Fer F



Uomo della Luce XXL



Limited Edition

p. 98



Trenta

Technical information

p. 100

Lederam: colour combinations and details p. 101

Mains voltage LED p. 104

Chandelier p. 106

Macchina della Luce LED boards p. 108

Stchu-Moon LED boards p. 109

Outdoor: Gel box system p. 110

Outdoor: Quick connectors system p. 111

Outdoor: Fil de Fer p. 111

Outdoor accessories p. 112

Medousê installation suggestions p. 113

Installation suggestions for Sypha/More p. 114

PSU (Power Supply Unit) Kits for 24V DC JC/IC pendants p. 116

Drivers @24V DC p. 117

Instructions for the connection of multiple recessed lamps p. 118

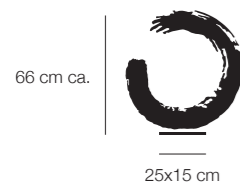
Dimming wiring diagrams p. 119

Latest creations

[*Finishes*] // **Untreated brass** (an alloy of copper and zinc) is a very elegant finish, yellow-gold in colour, with an excellent corrosion resistance. We use it untreated, therefore it may oxidise with time. Regular cleaning helps preserving its original appearance and slow down the ageing process, which might be anyway accelerated by the weather, frequent handling or conditions of high humidity. / **Hand painting** is chosen for its deliberate textured effect and uniqueness of result. Any irregularities or unevenness in the coating cannot be considered defect, but rather a hallmark of the artisanal crafting process. / **Satin Steel** - the standard modular metal bases are composed of a satin steel plate mounted on a white lacquered metal frame and fixed to it by nickel square-head screws. On request we can supply the plate white matt lacquered as the frame or in different RAL colours.

[*Note*] // The **lumen** value refers to the rated lumen output of the light source; for the lamp's output please refer to our bim files (see website). / (*****) The plug driver 110-240V is supplied with the electrical plug suitable for the market of reference only. Please specify in stage of order if the destination of the product differs from your standard. / (******) Our LEDs can be dimmed by using compatible dimmers tested specifically to dim very low loads. We suggest checking the minimum load of the dimmer before installation.


p. 17



Enso / table lamp

ENSO / blue / brass base / black dimmer and wire

voltage	source	type	watt	lumen	K	CRI	en. class	driver/transformer	dimmer
110-240V	constant current LED	LED board	11x1,6W 17,6W	1749	2700	>90	F	plug driver*	included (memory last step)



Syphaspot Chandelier / pendant lamp

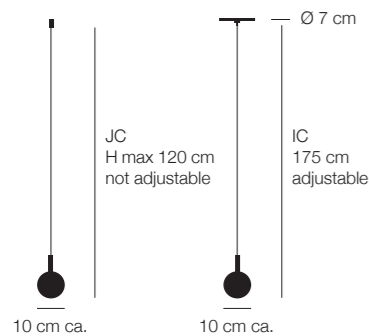
CSYFSPL20C / satin steel base / 20x irr. glass sphere with black/brass support / nickel jack / black wires

CSYFSPL25C / satin steel base / 25x irr. glass sphere with black/brass support / nickel jack / black wires

CSYFSPL35C / satin steel base / 35x irr. glass sphere with black/brass support / nickel jack / black wires

voltage	source	type	watt	lumen	K	CRI	en. class	driver/transformer	dimming
110V or 240V	constant voltage 24V LED	LED jack/interch.	20x1,2W 24W	3200	2700	>90	F	constant voltage driver	YES IGBT/Triac**
			25x1,2W 30W	4000					
			35x1,2W 42W	5600					

base Ø 78 cm / shades Ø 10 cm /
H max 300 cm not adjustable



Syphaspot JC / IC / recessed/pendant lamp for plasterboard ceiling

SYFSPLJC / mod. JC / nickel jack connection / black wire / glass sphere with black/brass support

SYFSPLIC / mod. IC / nickel plate with tensioner / black wire / glass sphere with black/brass support

voltage	source	type	watt	lumen	K	CRI	en. class	driver/transformer	dimming
-	constant voltage 24V LED	LED jack/interch. interch. LED	1x1,2W	160	2700	>90	F	not included available on request	-

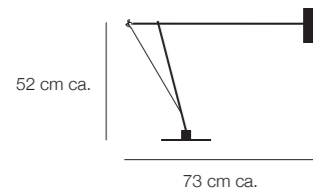
installation hole mod. JC Ø 1,25 cm
installation hole mod. IC Ø 5,5 cm
max plasterboard thickness 12,5 mm

Colore

[Finishes] // **Untreated brass** (an alloy of copper and zinc) is a very elegant finish, yellow-gold in colour, with an excellent corrosion resistance. We use it untreated, therefore it may oxidise with time. Regular cleaning helps preserving its original appearance and slow down the ageing process, which might be anyway accelerated by the weather, frequent handling or conditions of high humidity.

[Note] // The **lumen** value refers to the rated lumen output of the light source; for the lamp's output please refer to our bim files (see website). / (*) The plug driver 110-240V is supplied with the electrical plug suitable for the market of reference only. Please specify in stage of order if the destination of the product differs from your standard.

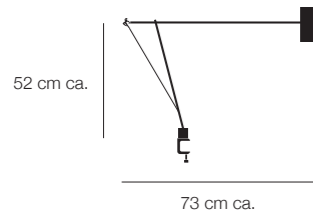
p. 23



Ettorino T / table lamp

	voltage	source	type	watt	lumen	K	CRI	en. class	driver/transformer	dimmer
ETRT / colourful (white/red/yellow/blue) / red man silhouette / nickel dimmer / blue wire	110-240V	constant current LED 300 mA	COB LED	10W	1441	2700	>80	E	plug driver*	included (memory last step)
ETRTB / black / red man silhouette / nickel dimmer / black wire										
ETRTW / white / red man silhouette / nickel dimmer / blue wire										

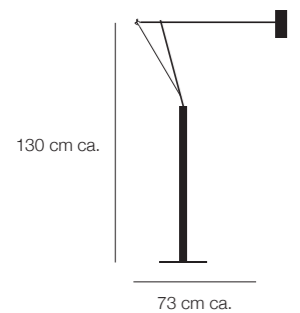
p. 27



Ettorino Clamp / table lamp with clamp

	voltage	source	type	watt	lumen	K	CRI	en. class	driver/transformer	dimmer
ETRC / colourful (white/red/yellow/blue) / red man silhouette / nickel dimmer / blue wire	110-240V	constant current LED 300 mA	COB LED	10W	1441	2700	>80	E	plug driver*	included (memory last step)
ETRCB / black / red man silhouette / nickel dimmer / black wire										
ETRCW / white / red man silhouette / nickel dimmer / blue wire										

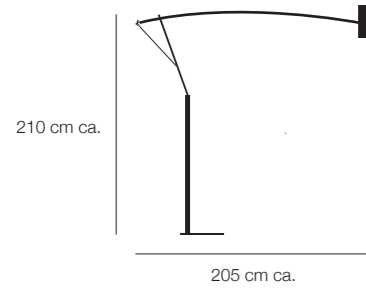
p. 31



Ettorino F / standing lamp

	voltage	source	type	watt	lumen	K	CRI	en. class	driver/transformer	dimmer
ETRF / colourful (white/red/yellow/blue) / red man silhouette / blue wire	110-240V	constant current LED 300 mA	COB LED	10W	1441	2700	>80	E	plug driver*	push dimmer
ETRFB / black / red man silhouette / black wire										
ETRFW / white / red man silhouette / blue wire										

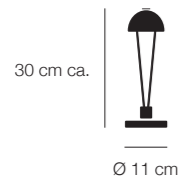
p. 35

**Ettoreino BIG** / standing lamp

ETRBIG / colourful (white/red/yellow/blue) / red man silhouette / black wire
 ETRBIGB / black / red man silhouette / black wire
 ETRBIGW / white / red man silhouette / black wire

voltage	source	type	watt	lumen	K	CRI	en. class	driver/transformer	dimming
110-240V	constant current LED 450 mA	COB LED	15W	2187	2700	>80	D	plug driver*	push dimmer (downwards)
	constant current LED 350 mA	interch. LED	1W	149	2700	85	D		on/off (upwards)

p. 41

**Ale BE T** / battery table lamp

ALEBT / colourful (white/red/yellow/blue) / black fly
 ALEBTFL / fluo (orange/blue/yellow/magenta) / black fly
 ALEBTB / black / white fly
 ALEBTW / white / black fly

battery	source	type	watt	lumen	K	CRI	en. class	battery charger	dimmer
Li-ION 3,7V 4100 mA/h	constant voltage LED	LED board	1,5W	219	2700	>80	D	input 110/240V output 5V@1,2 A (EU or UK plug only)	on/off switch

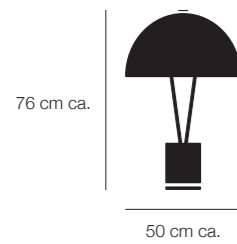
p. 45

**Ale C** / ceiling lamp

ALEC / colourful (white/red/yellow/blue)
 ALECFL / fluo (orange/blue/yellow/magenta)
 ALECB / black
 ALECW / white

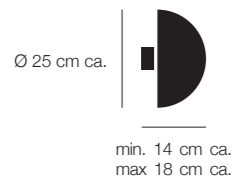
voltage	source	type	watt	lumen	K	CRI	en. class	driver/transformer	dimming
240V (110V available on request not dimmable)	constant current LED 270 mA	COB LED	9W	1296	2700	>80	E	constant current driver	IGBT/Triac dimmable

p. 49

**Ale BIG** / table lamp

ALEBIG / colourful (white/red/yellow/blue) / black fly and wire
 ALEBIGFL / fluo (orange/yellow/magenta) / black fly and wire
 ALEBIGB / black / white fly / black wire
 ALEBIGW / white / black fly and wire

voltage	source	type	watt	lumen	K	CRI	en. class	driver/transformer	dimmer
110-240V	constant current LED	COB LED	15W	2187	2700	>80	D	plug driver*	push dimmer



Ale W / wall lamp

ALEW / colourful (white base / blue shade) / black fly

ALEWFL / fluo (white base / magenta shade) / black fly

ALEWB / black (white base / black shade) / white fly

ALEWW / white (white base and shade) / black fly

	voltage	source	type	watt	lumen	K	CRI	en. class	driver/transformer	dimming
ALEW / colourful (white base / blue shade) / black fly ALEWFL / fluo (white base / magenta shade) / black fly ALEWB / black (white base / black shade) / white fly ALEWW / white (white base and shade) / black fly	240V (110V available on request DALI dimmable)	constant current LED 500 mA	LED board	13W	2019	2700	90	F	constant current driver	IGBT/Triac dimmable

SimilDesign

[Finishes] // **Hand painting** is chosen for its deliberate textured effect and uniqueness of result. Any irregularities or unevenness in the coating cannot be considered defect, but rather a hallmark of the artisanal crafting process. / **Nickel coating** (metal plating process) is chosen by the designer for its elegant and warm finish. To prevent any natural oxidation process, it requires regular cleaning. In alternative to nickel coating, customized finishes (i.e. chrome plating) can be provided upon request.

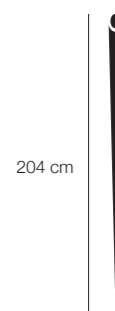
[Note] // The **lumen** value refers to the rated lumen output of the light source; for the lamp's output please refer to our bim files (see website). / (*) The plug driver 110-240V is supplied with the electrical plug suitable for the market of reference only. Please specify in stage of order if the destination of the product differs from your standard. / (**) 220-240V version available with not interchangeable EU plug only - memory 100%.



Sfera / wall lamp

SFWNC / nickel mirrored

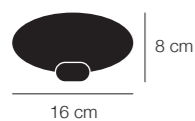
	voltage	source	type	watt	lumen	K	CRI	en. class	driver/transformer	dimming
SFWNC / nickel mirrored	240V (110V available on request DALI dimmable)	constant current LED 450 mA	COB LED	15W	2187	2700	80	D	constant current driver	IGBT/Triac dimmable



Cono / wall lamp with floor connection

CNW / blue/internal irregular with gold coloured leaf / black wire

	voltage	source	type	watt	lumen	K	CRI	en. class	driver/transformer	dimming
CNW / blue/internal irregular with gold coloured leaf / black wire	110-240V	constant current LED 450 mA	COB LED	15W	2187	2700	80	D	plug driver*	push dimmer (upwards)
		12V DC LED bulb	G4 bulb	0,8W	67	2700	80	F		on/off (downwards)



Atman / table lamp

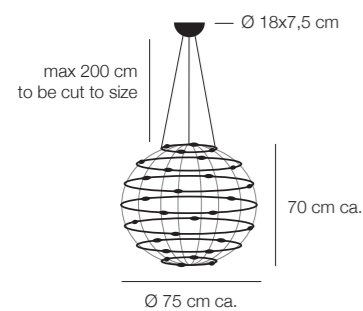
AT / oval crystal glass / nickel base / blue wire / black dimmer

voltage	source	type	watt	lumen	K	CRI	en. class	driver/transformer	dimmer
110-240V**	constant current LED 350 mA	interch. LED	1x1W	149	2700	85	D	plug driver***	included (memory last step)

Les Petites

[*Finishes*] // **Untreated brass** (an alloy of copper and zinc) is a very elegant finish, yellow-gold in colour, with an excellent corrosion resistance. We use it untreated, therefore it may oxidise with time. Regular cleaning helps preserving its original appearance and slow down the ageing process, which might be anyway accelerated by the weather, frequent handling or conditions of high humidity.

[*Note*] // The **lumen** value refers to the rated lumen output of the light source; for the lamp's output please refer to our bim files (see website). / (******) The remote control provided allows to switch on and dim independently the LED strip on the base and the LEDs on the oval. The system (we use Casambi) can be programmed and controlled also via app. / (*******) Our LEDs can be dimmed by using compatible dimmers tested specifically to dim very low loads. We suggest checking the minimum load of the dimmer before installation.



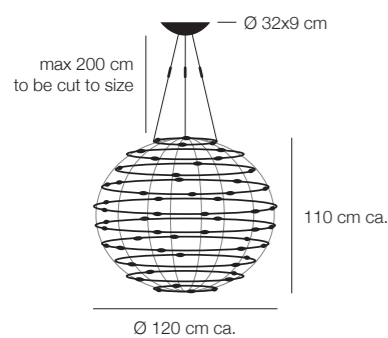
28 Petits Bijoux / pendant lamp

PB28 / untreated brass rings / white base / transparent covers with brass clips

voltage	source	type	watt	lumen	K	CRI	en. class	driver/transformer	dimming
110V* or 240V	constant voltage 24V LED	interch. LED board	28x1,1W 30,8W	1764	2700	90	G	constant voltage driver	YES IGBT/Triac***

*110V version available with white base Ø 21x10,5 cm

weight 6 kg

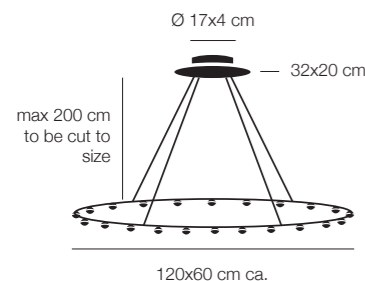


56 Petits Bijoux / pendant lamp

PB56 / untreated brass rings / white base / transparent covers with brass clips

voltage	source	type	watt	lumen	K	CRI	en. class	driver/transformer	dimming
110V or 240V	constant voltage 24V LED	interch. LED board	56x1,1W 61,6W	3528	2700	90	G	constant voltage driver	YES IGBT/Triac***

weight 13 kg



22 Petites Lentilles / pendant lamp

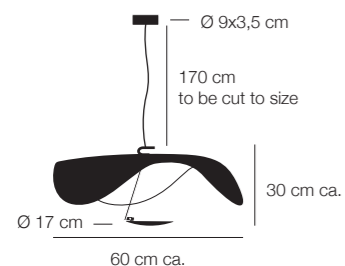
PL22 / untreated brass oval / white base / transparent lens with brass holder

voltage	source	type	watt	lumen	K	CRI	en. class	driver/transformer	dimming
110V or 240V	constant voltage 24V LED	interch. LED board	22x1,1W 24,2W	1386	2700	90	G	constant voltage driver	wireless independent (remote control included)**
		low voltage LED strip (directed upwards)	4W	150	3000	80			

weight 3,6 kg

Lederam

[Note] // The **lumen** value refers to the rated lumen output of the light source; for the lamp's output please refer to our bim files (see website). / (*) Mains voltage LED modules and COB LED are dimmable using IGBT (trailing edge) dimmers designed specifically for LED sources. Their dimming is extremely delicate: incompatible dimmers may cause irreparable damage to the LED. Some dimmers on the market have a NO button (Normally Open) or are specific connector socket-mounted or recessed. They are generally inserted into junction boxes; their limited thickness facilitates the installer's task and makes the dimmer fit for installation even in shallow boxes. Dimmers with an integrated radio dimmer for both manual (NO button) and wireless control are also available. It is important to note that during adjustment the dimming appears less precise, with some flickering. Furthermore some types of dimmer, even if they have been recommended by the manufacturers themselves, have visible flickering (almost essentially down to a minimum) depending on the mains and on the type of interference present. The problem can be solved by increasing the minimum value setting of the potentiometer on the dimmer. Low voltage DALI or 1...10V versions available on request. / (**) The plug driver 110-240V is supplied with the electrical plug suitable for the market of reference only. Please specify in stage of order if the destination of the product differs from your standard.

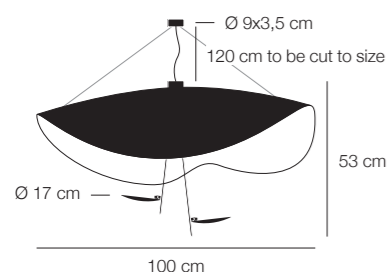


Lederam Manta S1 / pendant lamp

LS13 / shade black/gold / black rod / gold disc / black base
 LS14 / shade black/copper / black rod / copper disc / black base
 LS15 / shade white/white / gold rod / white disc / white base
 LS16 / shade white/gold / satin rod / white disc / white base
 LS18 / shade white/white / satin rod / white disc / white base
 LS110 / shade white/white / white rod / white disc / white base

voltage	source	type	watt	lumen	K	CRI	en. class	driver/transformer	dimming
240V	mains voltage LED	LED module	1x15W	1550	2700	80	F		YES*
(110V)	(mains voltage LED)	(LED module)	(1x14W)	(1540)	(2700)	(80)	(A+)		(YES*)

weight 2 kg



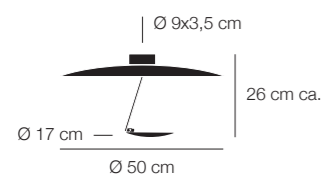
Lederam Manta S2 / pendant lamp

LS23 / shade black/gold / black rods / gold discs / black bases
 LS24 / shade black/copper / black rods / copper discs / black bases
 LS25 / shade white/white / gold rods / white discs / white bases
 LS26 / shade white/gold / satin rods / white discs / white bases
 LS28 / shade white/white / satin rods / white discs / white bases

voltage	source	type	watt	lumen	K	CRI	en. class	driver/transformer	dimming
240V	mains voltage LED	LED module	2x15W 30W	3100	2700	80	F		YES*
(110V)	(mains voltage LED)	(LED module)	(2x14W 28W)	(3080)	(2700)	(80)	(A+)		(YES*)

weight 5,5 kg

p. 93

**Lederam C150** / ceiling lamp

LC1503 / shade black/gold / black rod / gold disc / black base

LC1504 / shade black/copper / black rod / copper disc / black base

LC1505 / shade white/white / gold rod / white disc / white base

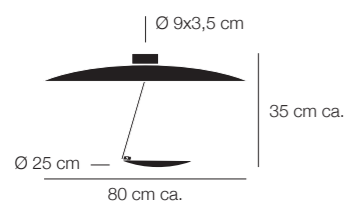
LC1506 / shade white/gold / satin rod / white disc / white base

LC1508 / shade white/white / satin rod / white disc / white base

LC15010 / shade white/white / white rod / white disc / white base

voltage	source	type	watt	lumen	K	CRI	en. class	driver/transformer	dimming
240V	mains voltage LED	LED module	1x15W	1550	2700	80	F	-	YES*
(110V)	(mains voltage LED)	(LED module)	(1x14W)	(1540)	(2700)	(80)	(A+)	-	(YES*)

p. 93

**Lederam C180** / ceiling lamp

LC1803 / shade black/gold / black rod / gold disc / black base

LC1804 / shade black/copper / black rod / copper disc / black base

LC1805 / shade white/white / gold rod / white disc / white base

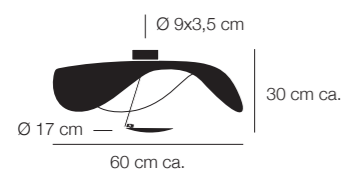
LC1806 / shade white/gold / satin rod / white disc / white base

LC1808 / shade white/white / satin rod / white disc / white base

LC18010 / shade white/white / white rod / white disc / white base

voltage	source	type	watt	lumen	K	CRI	en. class	driver/transformer	dimming
240V	mains voltage LED	LED module	1x25W	2875	2700	90	E	-	YES*
(110V)	(mains voltage LED)	(COB LED)	(1x30W)	(2190)	(2700)	(90)	(A+)	-	(YES*)

p. 96

**Lederam Manta CWS1** / ceiling or wall lamp

LCWS13 / shade black/gold / black rod / gold disc / black base

LCWS14 / shade black/copper / black rod / copper disc / black base

LCWS15 / shade white/white / gold rod / white disc / white base

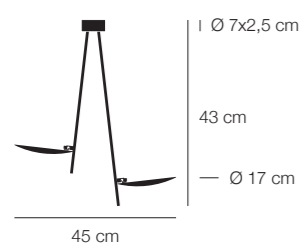
LCWS16 / shade white/gold / satin rod / white disc / white base

LCWS18 / shade white/white / satin rod / white disc / white base

LCWS110 / shade white/white / white rod / white disc / white base

voltage	source	type	watt	lumen	K	CRI	en. class	driver/transformer	dimming
240V	mains voltage LED	LED module	1x15W	1550	2700	80	F	-	YES*
(110V)	(mains voltage LED)	(LED module)	(1x14W)	(1540)	(2700)	(80)	(A+)	-	(YES*)

p. 97

**Lederam C2** / ceiling lamp

LC22 / black discs / satin rods / black base

LC23 / gold discs / black rods / black base

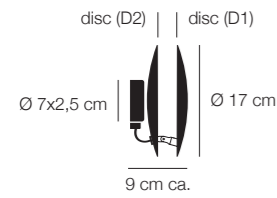
LC24 / copper discs / black rods / black base

LC25 / white discs / gold rods / white base

LC26 / white discs / satin rods / white base

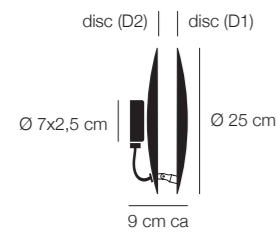
voltage	source	type	watt	lumen	K	CRI	en. class	driver/transformer	dimming
240V	mains voltage LED	LED module	2x15W 30W	3100	2700	80	F	-	YES*
(110V)	(mains voltage LED)	(LED module)	(2x14W 28W)	(3080)	(2700)	(80)	(A+)	-	(YES*)

p. 99

**Lederam W 17 / wall lamp**

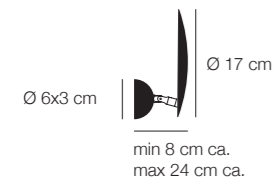
	voltage	source	type	watt	lumen	K	CRI	en. class	driver/transformer	dimming
LW171 / disc D1 black/copper - disc D2 copper/black / black base	240V	mains voltage LED	LED module	1x15W	1550	2700	80	F	-	YES*
LW172 / disc D1 black/gold - disc D2 gold/black / black base										
LW173 / disc D1 gold/gold - disc D2 gold/white / white base										
LW174 / disc D1 copper/copper - disc D2 copper/white / white base	(110V)	(mains voltage LED)	(LED module)	(1x14W)	(1540)	(2700)	(80)	(A+)	-	(YES*)
LW175 / disc D1 white/gold - disc D2 gold/white / white base										
LW176 / disc D1 white/copper - disc D2 copper/white / white base										

p. 99

**Lederam W 25 / wall lamp**

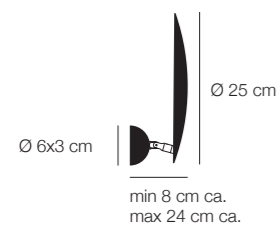
	voltage	source	type	watt	lumen	K	CRI	en. class	driver/transformer	dimming
LW251 / disc D1 black/copper - disc D2 copper/black / black base	240V	mains voltage LED	LED module	1x15W	1550	2700	80	F	-	YES*
LW252 / disc D1 black/gold - disc D2 gold/black / black base										
LW253 / disc D1 gold/gold - disc D2 gold/white / white base										
LW254 / disc D1 copper/copper - disc D2 copper/white / white base	(110V)	(mains voltage LED)	(LED module)	(1x14W)	(1540)	(2700)	(80)	(A+)	-	(YES*)
LW255 / disc D1 white/gold - disc D2 gold/white / white base										
LW256 / disc D1 white/copper - disc D2 copper/white / white base										

p. 132

**Lederam W1 17 / wall lamp**

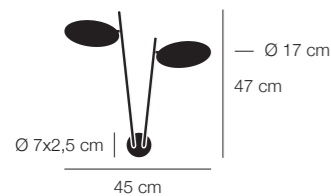
	voltage	source	type	watt	lumen	K	CRI	en. class	driver/transformer	dimming
LW1171 / black disc / black base	240V	mains voltage LED	LED module	1x15W	1550	2700	80	F	-	YES*
LW1173 / gold/black disc / black base										
LW1174 / copper/black disc / black base	(110V)	(mains voltage LED)	(LED module)	(1x14W)	(1540)	(2700)	(80)	(A+)	-	(YES*)
LW1176 / white disc / white base										

p. 100

**Lederam W1 25 / wall lamp**

	voltage	source	type	watt	lumen	K	CRI	en. class	driver/transformer	dimming
LW1251 / disc Ø 25 cm black / black base	240V	mains voltage LED	LED module	1x15W	1550	2700	80	F	-	YES*
LW1253 / disc Ø 25 cm gold/black / black base										
LW1254 / disc Ø 25 cm copper/black / black base	(110V)	(mains voltage LED)	(LED module)	(1x14W)	(1540)	(2700)	(80)	(A+)	-	(YES*)
LW1256 / disc Ø 25 cm white / white base										

p. 101

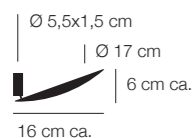


Lederam W2 / wall lamp

- LW22 / black discs / satin rods / black base
- LW23 / gold discs / black rods / black base
- LW24 / copper discs / black rods / black base
- LW25 / white discs / gold rods / white base
- LW26 / white discs / satin rods / white base

voltage	source	type	watt	lumen	K	CRI	en. class	driver/transformer	dimming
240V	mains voltage LED	LED module	2x15W 30W	3100	2700	80	F	-	YES*
(110V)	(mains voltage LED)	(LED module)	(2x14W 28W)	(3080)	(2700)	(80)	(A+)	-	(YES*)

p. 102

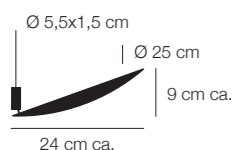


Lederam WF 17 / wall lamp

- LWF171 / black disc / black base
- LWF173 / gold/white disc / white base
- LWF174 / copper/white disc / white base
- LWF176 / white disc / white base

voltage	source	type	watt	lumen	K	CRI	en. class	driver/transformer	dimming
240V	mains voltage LED	LED module	1x15W	1550	2700	80	F	-	YES*
(110V)	(mains voltage LED)	(LED module)	(1x14W)	(1540)	(2700)	(80)	(A+)	-	(YES*)

p. 102

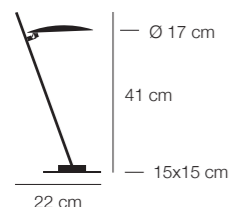


Lederam WF 25 / wall lamp

- LWF251 / black disc / black base
- LWF253 / gold/white disc / white base
- LWF254 / copper/white disc / white base
- LWF256 / white disc / white base

voltage	source	type	watt	lumen	K	CRI	en. class	driver/transformer	dimming
240V	mains voltage LED	LED module	1x25W	2875	2700	90	E	-	YES*
(110V)	(mains voltage LED)	(LED module)	(1x28W)	(2580)	(2700)	(80)	(A+)	-	(YES*)

p. 103

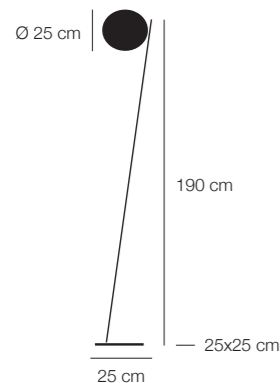


Lederam T1 / table lamp

- LT12LVO / black disc / satin rod / black base/cable/dimmer
- LT13LVO / gold disc / black rod / black base/cable/dimmer
- LT14LVO / copper disc / black rod / black base/cable/dimmer
- LT15LVO / white disc / gold rod / white base / black dimmer / blue cable
- LT16LVO / white disc / satin rod / white base / black dimmer / blue cable

voltage	source	type	watt	lumen	K	CRI	en. class	driver/transformer	dimmer
110-240V	constant current LED 300 mA	COB LED	1x10W	1441	2700	>80	E	plug driver**	included (memory last step)

p. 104

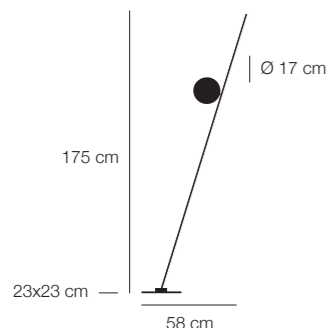


Lederam F0 / standing lamp

- LF012LVO / brass disc / black rod / black base/cable/dimmer
- LF02LVO / black disc / satin rod / black base/cable/dimmer
- LF03LVO / gold disc / black rod / black base/cable/dimmer
- LF04LVO / copper disc / black rod / black base/cable/dimmer
- LF06LVO / white disc / satin rod / white base / black cable/dimmer

voltage	source	type	watt	lumen	K	CRI	en. class	driver/transformer	dimmer
110-240V	constant current LED 500 mA	COB LED	1x17W	2500	2700	>80	D	plug driver**	included (memory last step)

p. 107

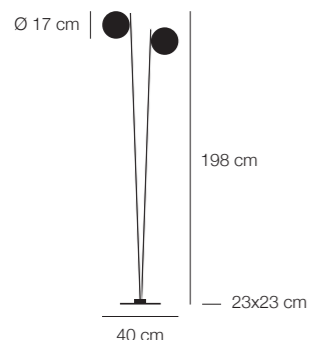


Lederam F1 / standing lamp

- LF12 / black disc / satin rod / black base/cable/dimmer
- LF13 / gold disc / black rod / black base/cable/dimmer
- LF14 / copper disc / black rod / black base/cable/dimmer
- LF15 / white disc / gold rod / white base/cable/dimmer
- LF16 / white disc / satin rod / white base/cable/dimmer

voltage	source	type	watt	lumen	K	CRI	en. class	driver/transformer	dimmer
240V	mains voltage LED	LED module	1x15W	1550	2700	80	F		included (memory last step)
(110V)	(mains voltage LED)	(LED module)	(1x14W)	(1540)	(2700)	(80)	(A+)		(included (memory last step))

p. 108

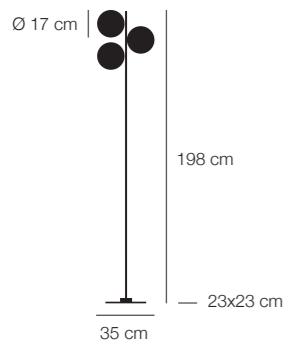


Lederam F2 / standing lamp

- LF22 / black discs / satin rods / black base/cable/dimmer
- LF23 / gold discs / black rods / black base/cable/dimmer
- LF24 / copper discs / black rods / black base/cable/dimmer
- LF25 / white discs / gold rods / white base/cable/dimmer
- LF26 / white discs / satin rods / white base/cable/dimmer

voltage	source	type	watt	lumen	K	CRI	en. class	driver/transformer	dimmer
240V	mains voltage LED	LED module	2x15W 30W	3100	2700	80	F		included (memory last step)
(110V available with on/off)	(mains voltage LED)	(LED module)	(2x14W 28W)	(3080)	(2700)	(80)	(A+)		(included (memory last step))

p. 110



Lederam F3 / standing lamp

- LF32 / black discs / satin rod / black base/cable/dimmer
- LF33 / gold discs / black rod / black base/cable/dimmer
- LF34 / copper discs / black rod / black base/cable/dimmer
- LF35 / white discs / gold rod / white base/cable/dimmer
- LF36 / white discs / satin rod / white base/cable/dimmer

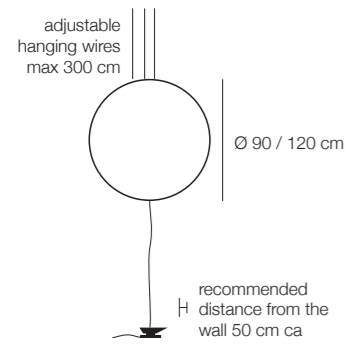
voltage	source	type	watt	lumen	K	CRI	en. class	driver/transformer	dimmer
240V	mains voltage LED	LED module	3x15W 45W	4650	2700	80	F		included (memory last step)
(110V available with on/off)	(mains voltage LED)	(LED module)	(3x14W 42W)	(4620)	(2700)	(80)	(A+)		(included (memory last step))

Sorry Giotto

[Finishes] // **Hand painting** is chosen for its deliberate textured effect and uniqueness of result. Any irregularities or unevenness in the coating cannot be considered defect, but rather a hallmark of the artisanal crafting process. / **Rough iron** (untreated metal) is chosen by the designer specifically because of its uniqueness and its natural ageing property. The appearance of any uneven rust patches does not constitute a defect, since it is a typical sign of the ageing process, which might be considerably accelerated in conditions of high humidity or direct exposure to outdoor weathering.

[Note] // The **lumen** value refers to the rated lumen output of the light source; for the lamp's output please refer to our bim files (see website). / (*) The plug driver 110-240V is supplied with the electrical plug suitable for the market of reference only. Please specify in stage of order if the destination of the product differs from your standard. / (**) 220-240V version available with not interchangeable EU plug only - memory 100%.

p. 115



Sorry Giotto 9 / 12 / pendant lamp with floor connection

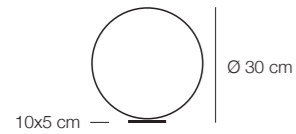
SG9 / ring Ø 90 cm blue / black anvil / blue wires / black dimmer

SG12 / ring Ø 120 cm blue / black anvil / blue wires / black dimmer

	voltage	source	type	watt	lumen	K	CRI	en. class	driver/transformer	dimmer
	110-240V	constant current LED 350 mA	interch. LED	12x1W 12W	1788	2700	85	D	constant current plug driver*	included (memory last step)
				15x1W 15W	2235					

cable from lamp to dimmer 250 cm
cable from dimmer to plug driver 180 cm

p. 117

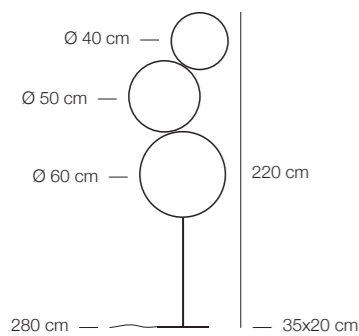


Sorry Giotto 1 / table lamp

SG1 / blue ring / rough iron base / blue wire / black dimmer

	voltage	source	type	watt	lumen	K	CRI	en. class	driver/transformer	dimmer
	110-240V**	constant current LED 350 mA	interch. LED	4x1W 4W	596	2700	85	D	plug driver***	included (memory last step)

p. 118



Sorry Giotto 3 / standing lamp

SG3 / blue rings / black base and stem / blue wires / black dimmer

	voltage	source	type	watt	lumen	K	CRI	en. class	driver/transformer	dimmer
	110-240V	constant current LED 350 mA	interch. LED	16x1W 16W	2384	2700	85	D	constant current plug driver*	included (memory last step)

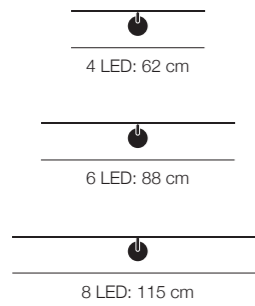


Light Stick

[Finishes] // **Nickel coating** (metal plating process) is chosen by the designer for its elegant and warm finish. To prevent any natural oxidation process, it requires regular cleaning. In alternative to nickel coating, customized finishes (i.e. chrome plating) can be provided upon request.

[Note] // The **lumen** value refers to the rated lumen output of the light source; for the lamp's output please refer to our bim files (see website). / (*) Our LEDs can be dimmed by using compatible dimmers tested specifically to dim very low loads. We suggest checking the minimum load of the dimmer before installation. / (**) The plug driver 110-240V is supplied with the electrical plug suitable for the market of reference only. Please specify in stage of order if the destination of the product differs from your standard.

p. 123



Light Stick CW / wall or ceiling lamp

LSP4 / nickel rod and base

LSP4G / satin gold rod and base

LSP6 / nickel rod and base

LSP6G / satin gold rod and base

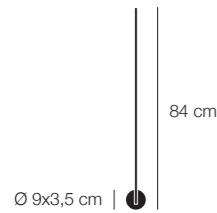
LSP8 / nickel rod and base

LSP8G / satin gold rod and base

voltage	source	type	watt	lumen	K	CRI	en. class	driver/transformer	dimming
240V (110V available with not dimmable driver)	constant current LED 350 mA	interch. LED	4x1W 4W	596	2700	85	D	constant current driver	YES IGBT/Triac*
			6x1W 6W	894					
240V (110V available on request)	constant current LED 350 mA	interch. LED	8x1W 8W	1192	2700	85	D	constant current driver	YES IGBT/Triac*

base Ø 9x3,5 cm
H ledge 17 cm

p. 125



Light Stick V / wall lamp

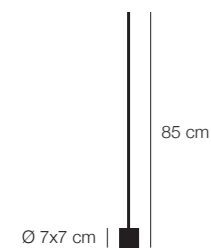
LSPV6 / nickel vertical rod and base

LSPV6G / satin gold vertical rod and base

voltage	source	type	watt	lumen	K	CRI	en. class	driver/transformer	dimming
240V (110V available with not dimmable driver)	constant current LED 350 mA	interch. LED	6x1W 6W	894	2700	85	D	constant current driver	YES IGBT/Triac*

H ledge 17 cm

p. 126

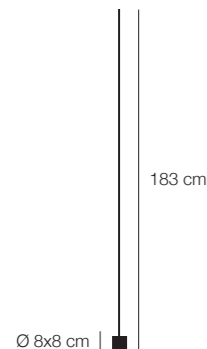


Light Stick T / table lamp

LS6 / nickel rod / black base / black cable / black dimmer

LS6G / satin gold rod / black base / black cable / black dimmer

voltage	source	type	watt	lumen	K	CRI	en. class	driver/transformer	dimmer
110-240V	constant current LED 350 mA	interch. LED	6x1W 6W	894	2700	85	D	constant current plug driver**	included (memory last step)



Light Stick F / standing lamp

LSF10B / black rod / black base / black wires / black dimmer

LSF10 / nickel rod / black base / black wires / black dimmer

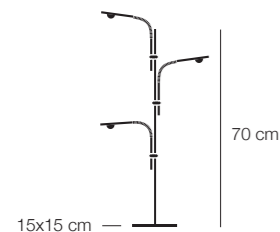
LSF10G / satin gold rod / black base / black wires / black dimmer

voltage	source	type	watt	lumen	K	CRI	en. class	driver/transformer	dimmer
110-240V	constant current LED 350 mA	interch. LED	10x1W 10W	1490	2700	85	D	constant current plug driver**	included (memory last step)

Wa Wa

[*Finishes*] // **Nickel coating** (metal plating process) is chosen by the designer for its elegant and warm finish. To prevent any natural oxidation process, it requires regular cleaning. In alternative to nickel coating, customized finishes (i.e. chrome plating) can be provided upon request. / **Untreated brass** (an alloy of copper and zinc) is a very elegant finish, yellow-gold in colour, with an excellent corrosion resistance. We use it untreated, therefore it may oxidise with time. Regular cleaning helps preserving its original appearance and slow down the ageing process, which might be anyway accelerated by the weather, frequent handling or conditions of high humidity. / **Copper** is a very malleable and ductile metal, chosen for its high thermal and electrical conductivity, as well as for its typical reddish-orange colour. We use it untreated, therefore it may oxidise with time, forming a green patina. Regular cleaning helps preserving its original appearance and slow down the ageing process, which might be anyway accelerated by the weather, frequent handling or conditions of high humidity.

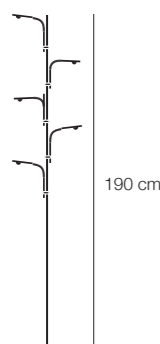
[*Note*] // The **lumen** value refers to the rated lumen output of the light source; for the lamp's output please refer to our bim files (see website). / (*) Our LEDs can be dimmed by using compatible dimmers tested specifically to dim very low loads. We suggest checking the minimum load of the dimmer before installation. / (**) The plug driver 110-240V is supplied with the electrical plug suitable for the market of reference only. Please specify in stage of order if the destination of the product differs from your standard.



Wa Wa T / table lamp

WW / nickel structure, base and sticks / glass lens / blue wires / black dimmer

voltage	source	type	watt	lumen	K	CRI	en. class	driver/transformer	dimmer
110-240V	constant current LED 350 mA	interch. LED	3x1W 3W	447	2700	85	D	constant current plug driver**	included (memory last step)



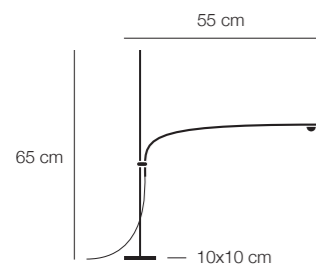
Wa Wa F / standing lamp

WWF / nickel structure, base and sticks / glass lens / black wires / black dimmer

WWFBR / brass base and structure / copper sticks / glass lens / black wires / black dimmer

voltage	source	type	watt	lumen	K	CRI	en. class	driver/transformer	dimmer
110-240V	constant current LED 350 mA	interch. LED	5x1W 5W	745	2700	85	D	constant current plug driver**	included (memory last step)

p. 134

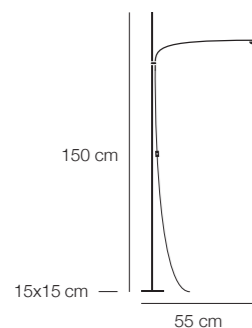


Uau T / table lamp

UAU / nickel structure and base / glass lens / blue wire / black dimmer

voltage	source	type	watt	lumen	K	CRI	en. class	driver/transformer	dimmer
110-240V	constant current LED 350 mA	interch. LED	1x1W	149	2700	85	D	constant current plug driver**	included (memory last step)

p. 135



Uau F / standing lamp

UAUF / nickel structure and base / glass lens / blue wire / black dimmer

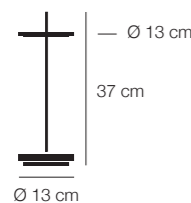
voltage	source	type	watt	lumen	K	CRI	en. class	driver/transformer	dimmer
110-240V	constant current LED 350 mA	interch. LED	1x1W	149	2700	85	D	constant current plug driver**	included (memory last step)

Giulietta

[Finishes] // **Untreated brass** (an alloy of copper and zinc) is a very elegant finish, yellow-gold in colour, with an excellent corrosion resistance. We use it untreated, therefore it may oxidise with time. Regular cleaning helps preserving its original appearance and slow down the ageing process, which might be anyway accelerated by the weather, frequent handling or conditions of high humidity.

[Note] // The **lumen** value refers to the rated lumen output of the light source; for the lamp's output please refer to our bim files (see website).

p. 139



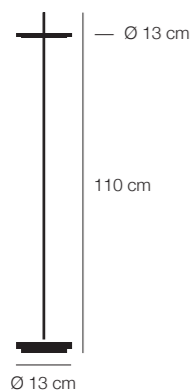
Giulietta BE T / battery table lamp

GBB / black hoop and base / brass rod

GBBR / vintage brass hoop and base / brass rod

battery	source	type	watt	lumen	K	CRI	en. class	battery charger	dimmer
Li-ION 3,7V 4100 mAh	constant voltage LED	LED board	1x2,6W	189	2700	>90	G	input 110/240V output 5V@1,2 A (EU or UK plug only)	included touch

p. 141



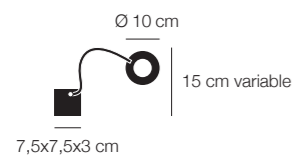
Giuletta BE F / battery standing lamp

GBFB / black hoop and base / brass rod

GBFBR / vintage brass hoop and base / brass rod

battery	source	type	watt	lumen	K	CRI	en. class	battery charger	dimmer
Li-ION 3,7V 4100 mAh	constant voltage LED	LED board	1x2,6W	189	2700	>90	G	input 110/240V output 5V@1,2 A (EU or UK plug only)	included touch

p. 142



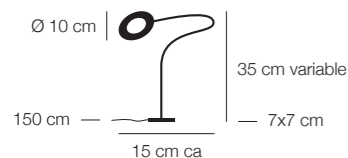
Giuletta W / wall lamp

GPB / black structure / black hoop

GPNC / black structure / nickel hoop

voltage	source	type	watt	lumen	K	CRI	en. class	driver/transformer	dimming
110V or 240V	constant voltage LED 5V	LED board	1x2,6W	189	2700	>90	G	constant voltage driver	included touch-less (memory last step)

p. 143



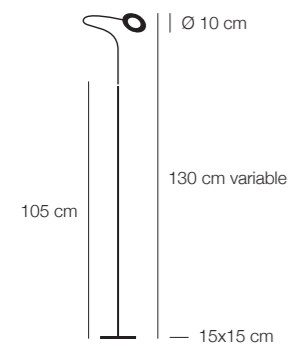
Giuletta T / USB table lamp

GB / black structure / black hoop / black wire

GNC / black structure / nickel hoop / black wire

voltage	source	type	watt	lumen	K	CRI	en. class	driver/transformer	dimmer
110-240V	constant voltage LED 5V	LED board	1x2,6W	189	2700	>90	G	USB plug driver (EU or UK plug only)	included touch-less (memory last step)

p. 145



Giuletta F / USB standing lamp

GFB / nickel base and rod / black flex / black hoop / black wire

GFNC / nickel base and rod / black flex / nickel hoop / black wire

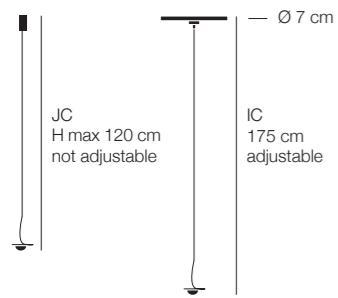
voltage	source	type	watt	lumen	K	CRI	en. class	driver/transformer	dimmer
110-240V	constant voltage LED 5V	LED board	1x2,6W	189	2700	>90	G	USB plug driver (EU or UK plug only)	included touch-less (memory last step)

Jackie O

[Finishes] // **Nickel coating** (metal plating process) is chosen by the designer for its elegant and warm finish. To prevent any natural oxidation process, it requires regular cleaning. In alternative to nickel coating, customized finishes (i.e. chrome plating) can be provided upon request. / **Satin Steel** - the standard modular metal bases are composed of a satin steel plate mounted on a white lacquered metal frame and fixed to it by nickel square-head screws. On request we can supply the plate white matt lacquered as the frame or in different RAL colours.

[Note] // The **lumen** value refers to the rated lumen output of the light source; for the lamp's output please refer to our bim files (see website). / (*) Our LEDs can be dimmed by using compatible dimmers tested specifically to dim very low loads. We suggest checking the minimum load of the dimmer before installation.

p. 149



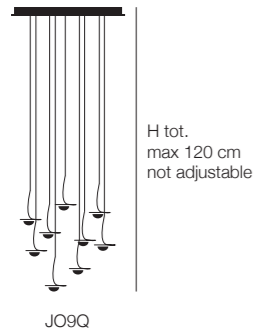
Jackie O JC / IC / recessed pendant lamp for plasterboard ceiling

JOJCLVO / mod. JC / nickel jack connection / blue wire / nickel curl
 JOICLVO / mod. IC / nickel plate with tensioner / blue wire / nickel curl

voltage	source	type	watt	lumen	K	CRI	en. class	driver/transformer	dimming
-	constant voltage 24V LED	LED Jack/interch.	1x1,1W	63	2700	90	G	not included available on request	-
		interch. LED							

installation hole Jackie O JC Ø 1,25 cm
 installation hole Jackie O IC Ø 5,5 cm
 max plasterboard thickness 12,5 mm

p. 150



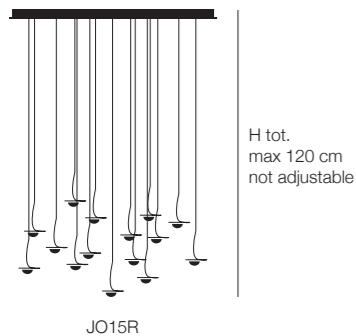
Jackie O Chandelier 6 / 9 / 12 / pendant lamp

JO6QLVO / satin steel base 30x30 cm / blue wires / nickel curls
 JO9QLVO / satin steel base 30x30 cm / blue wires / nickel curls
 JO12QLVO / satin steel base 30x30 cm / blue wires / nickel curls

voltage	source	type	watt	lumen	K	CRI	en. class	driver/transformer	dimming
240V (available 110V DALI dimmable)	constant voltage 24V LED	LED Jack/interch.	6x1,1W 6,6W	378	2700	90	G	constant voltage driver	YES IGBT/Triac*
			9x1,1W 9,9W	567					
			12x1,1W 13,2W	756					

JO9Q

p. 150



Jackie O Chandelier 15 / 20 / 24 / pendant lamp

JO15QLVO / satin steel base 60x60 cm / blue wires / nickel curls
 JO15RLVO / satin steel base 150x30 cm / blue wires / nickel curls
 JO20QLVO / satin steel base 60x60 cm / blue wires / nickel curls
 JO20RLVO / satin steel base 150x30 cm / blue wires / nickel curls
 JO24QLVO / satin steel base 60x60 cm / blue wires / nickel curls
 JO24RLVO / satin steel base 150x30 cm / blue wires / nickel curls

voltage	source	type	watt	lumen	K	CRI	en. class	driver/transformer	dimming
110V or 240V	constant voltage 24V LED	LED Jack/interch.	15x1,1W 16,5W	945	2700	90	G	constant voltage driver	YES IGBT/Triac*
			20x1,1W 22W	1260					
			24x1,1W 26,4W	1512					

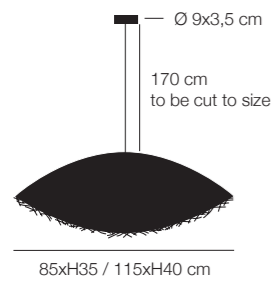
JO15R

PostKrisi

[Finishes] // **Hand painting** is chosen for its deliberate textured effect and uniqueness of result. Any irregularities or unevenness in the coating cannot be considered defect, but rather a hallmark of the artisanal crafting process. / **Untreated brass** (an alloy of copper and zinc) is a very elegant finish, yellow-gold in colour, with an excellent corrosion resistance. We use it untreated, therefore it may oxidise with time. Regular cleaning helps preserving its original appearance and slow down the ageing process, which might be anyway accelerated by the weather, frequent handling or conditions of high humidity. / **Copper** is a very malleable and ductile metal, chosen for its high thermal and electrical conductivity, as well as for its typical reddish-orange colour. We use it untreated, therefore it may oxidise with time, forming a green patina. Regular cleaning helps preserving its original appearance and slow down the ageing process, which might be anyway accelerated by the weather, frequent handling or conditions of high humidity. / **Nickel coating** (metal plating process) is chosen by the designer for its elegant and warm finish. To prevent any natural oxidation process, it requires regular cleaning. In alternative to nickel coating, customized finishes (i.e. chrome plating) can be provided upon request. / **Satin Steel** - the standard modular metal bases are composed of a satin steel plate mounted on a white lacquered metal frame and fixed to it by nickel square-head screws. On request we can supply the plate white matt lacquered as the frame or in different RAL colours.

[Note] // The **lumen** value refers to the rated lumen output of the light source; for the lamp's output please refer to our bim files (see website). / (*) LED bulbs can be dimmed using compatible dimmers, which have been tested specifically for dimming very low loads. The manufacturers of LED bulbs are required to draw up a list of suggested dimmers for the dimming of their products, with an indication of the maximum number of bulbs dimmable with the various types of dimmer. / (**) The plug driver 110-240V is supplied with the electrical plug suitable for the market of reference only. Please specify in stage of order if the destination of the product differs from your standard.

p. 156

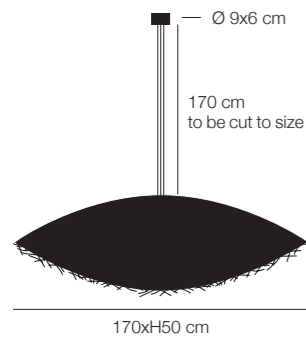


PostKrisi 50 / 51 / pendant lamp

	voltage	source	type	watt	lumen	K	CRI	en. class	driver/transformer	dimming
PK50LN / PostKrisi 50 / shade 85x35 cm natural / grey braided cable / nickel base	110V (bulb not supplied)-240V	mains voltage LED	E27 bulb	1x8W	900	2700	>80	E	-	YES IGBT/Triac*
PK51LN / PostKrisi 51 / shade 115x40 cm natural / grey braided cable / nickel base										
PK50LW / PostKrisi 50 / shade 85x35 cm white / grey braided cable / nickel base	110V (bulb not supplied)-240V	mains voltage LED	E27 bulb silver crowned	1x7W	600	2700	>80	F	-	YES IGBT/Triac*
PK51LW / PostKrisi 51 / shade 115x40 cm white / grey braided cable / nickel base										
PK50LG / PostKrisi 50 / shade 85x35 cm gold / grey braided cable / nickel base										
PK51LG / PostKrisi 51 / shade 115x40 cm gold / grey braided cable / nickel base										
PK50LS / PostKrisi 50 / shade 85x35 cm silver / grey braided cable / nickel base										
PK51LS / PostKrisi 51 / shade 115x40 cm silver / grey braided cable / nickel base										

weight: PK50 1,5 kg / PK51 2,8 kg

p. 156

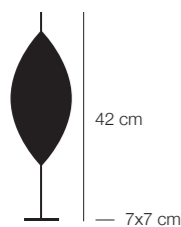


PostKrisi 52 / pendant lamp

	voltage	source	type	watt	lumen	K	CRI	en. class	driver/transformer	dimming
PK52LN / natural shade / grey braided cables / nickel base	110V (bulbs not supplied)-240V	mains voltage LED	E27 bulb	3x8W 24W	2700	2700	>80	E	-	YES IGBT/Triac*
PK52LW / white shade / grey braided cables / nickel base	110V (bulbs not supplied)-240V	mains voltage LED	E27 bulb silver crowned	3x7W 21W	1800	2700	>80	F	-	YES IGBT/Triac*
PK52LG / gold shade / grey braided cables / nickel base										
PK52LS / silver shade / grey braided cables / nickel base										

weight 3 kg

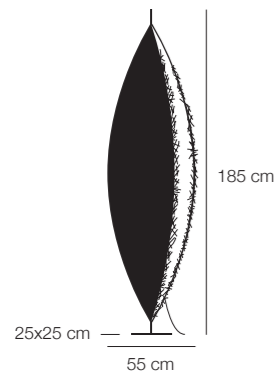
p. 161



PostKrisi 10 Malagolina / table lamp

	voltage	source	type	watt	lumen	K	CRI	en. class	driver/transformer	dimmer
PKM10LN / natural shade / nickel base and structure / blue wire / black dimmer	110-240V	constant current LED 350 mA	interch. LED	2x1W 2W	298	2700	85	D	constant current plug driver**	included (memory last step)
PKM10LW / white shade / nickel base and structure / blue wire / black dimmer										
PKM10LG / gold shade / nickel base and structure / blue wire / black dimmer										
PKM10LS / silver shade / nickel base and structure / blue wire / black dimmer										

p. 162

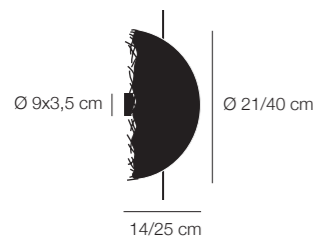


PostKrisi F 100 / standing lamp

- PKF100W / white shade / nickel base and structure / black wires / black dimmer
- PKF100G / gold shade / nickel base and structure / black wires / black dimmer
- PKF100S / silver shade / nickel base and structure / black wires / black dimmer

	voltage	source	type	watt	lumen	K	CRI	en. class	driver/transformer	dimmer
	110-240V	constant current LED 350 mA	interch. LED	8x1W 8W	1192	2700	85	D	constant current plug driver**	included (memory last step)

p. 164



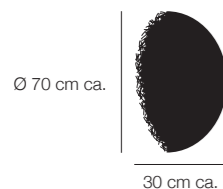
PostKrisi W 21 / 40 / wall lamp

- PKP21LN / PostKrisi W 21 / shade Ø 21 cm natural / nickel base
- PKP21LW / PostKrisi W 21 / shade Ø 21 cm white / nickel base
- PKP21LG / PostKrisi W 21 / shade Ø 21 cm gold / nickel base
- PKP21LS / PostKrisi W 21 / shade Ø 21 cm silver / nickel base
- PKP40LW / PostKrisi W 40 / shade Ø 40 cm white / nickel base
- PKP40LG / PostKrisi W 40 / shade Ø 40 cm gold / nickel base
- PKP40LS / PostKrisi W 40 / shade Ø 40 cm silver / nickel base

	voltage	source	type	watt	lumen	K	CRI	en. class	driver/transformer	dimming
	110-240V	constant current LED 350 mA	interch. LED	2x1W 2W	298	2700	85	D	constant current driver	NO av. on request

Ø 21 cm: rod H 22 cm
Ø 40 cm: rod H 60 cm

p. 167

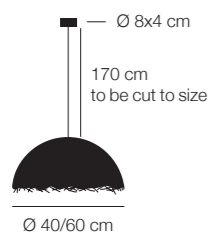


PostKrisi CW 70 / ceiling or wall lamp

- PKCW7LVOG / gold shade
- PKCW7LVOS / silver shade

	voltage	source	type	watt	lumen	K	CRI	en. class	driver/transformer	dimming
	240V (available 110V DALI dimmable)	constant current LED 450 mA	COB LED	1x15W	2187	2700	>80	D	constant current LED driver	YES Triac

p. 168



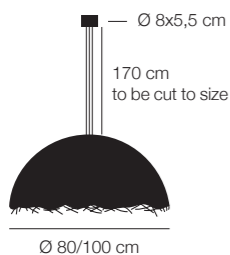
PostKrisi 49 / pendant lamp

- PK494LWG / shade Ø 40 cm white/gold / white braided cable / white base
- PK494LWS / shade Ø 40 cm white/silver / white braided cable / white base
- PK496LWG / shade Ø 60 cm white/gold / white braided cable / white base
- PK496LWS / shade Ø 60 cm white/silver / white braided cable / white base

	voltage	source	type	watt	lumen	K	CRI	en. class	driver/transformer	dimming
	110V (bulb not supplied)-240V	mains voltage LED	E27 bulb silver crowned	1x7W	600	2700	>80	F	-	YES IGBT/Triac*

weight: Ø 40 cm 1 kg / Ø 60 cm 1,5 kg

p. 168



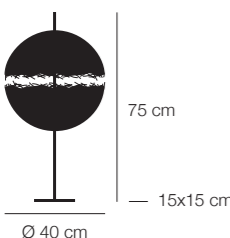
PostKrisi 49 / pendant lamp

- PK498LWG / shade Ø 80 cm white/gold / white braided cable / white base
- PK498LWS / shade Ø 80 cm white/silver / white braided cable / white base
- PK4910LWG / shade Ø 100 cm white/gold / white braided cable / white base
- PK4910LWS / shade Ø 100 cm white/silver / white braided cable / white base

	voltage	source	type	watt	lumen	K	CRI	en. class	driver/transformer	dimming
PK498LWG / shade Ø 80 cm white/gold / white braided cable / white base PK498LWS / shade Ø 80 cm white/silver / white braided cable / white base PK4910LWG / shade Ø 100 cm white/gold / white braided cable / white base PK4910LWS / shade Ø 100 cm white/silver / white braided cable / white base	110V (bulbs not supplied)-240V	mains voltage LED	E27 bulb silver crowned	3x7W 21W	1800	2700	>80	F	-	YES IGBT/Triac*

weight: Ø 80 cm 2,8 kg / Ø 100 cm 3 kg

p. 171

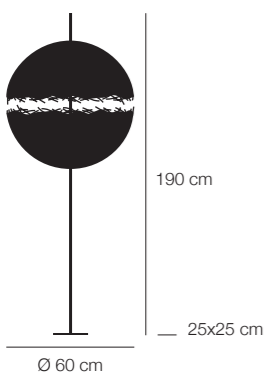


PostKrisi T 61 / table lamp

- PK61LN / natural shades / black base / brass rod / black cable and dimmer
- PK61LNNC / natural shades / nickel rod and base / black cable and dimmer
- PK61LW / white shades / black base / brass rod / black cable and dimmer
- PK61LWNC / white shades / nickel rod and base / black cable and dimmer

	voltage	source	type	watt	lumen	K	CRI	en. class	driver/transformer	dimmer
PK61LN / natural shades / black base / brass rod / black cable and dimmer PK61LNNC / natural shades / nickel rod and base / black cable and dimmer PK61LW / white shades / black base / brass rod / black cable and dimmer PK61LWNC / white shades / nickel rod and base / black cable and dimmer	110V (bulbs not supplied)-240V	mains voltage LED	E27 bulb	3x8W 24W	2700	2700	>80	E	-	included (memory last step)

p. 172

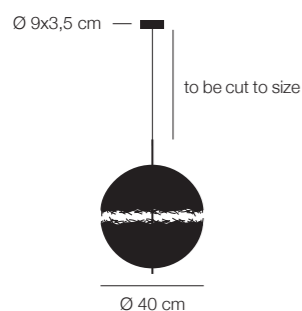


PostKrisi F 64 / standing lamp

- PK64LN / natural shades / black base / brass rod / black cable and dimmer
- PK64LNNC / natural shades / nickel rod and base / black cable and dimmer
- PK64LW / white shades / black base / brass rod / black cable and dimmer
- PK64LWNC / white shades / nickel rod and base / black cable and dimmer

	voltage	source	type	watt	lumen	K	CRI	en. class	driver/transformer	dimmer
PK64LN / natural shades / black base / brass rod / black cable and dimmer PK64LNNC / natural shades / nickel rod and base / black cable and dimmer PK64LW / white shades / black base / brass rod / black cable and dimmer PK64LWNC / white shades / nickel rod and base / black cable and dimmer	110V (bulbs not supplied)-240V	mains voltage LED	E27 bulb	3x8W 24W	2700	2700	>80	E	-	included (memory last step)

p. 174



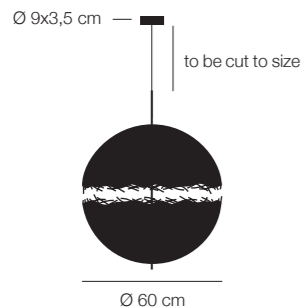
PostKrisi 65 / pendant lamp

- PK65LN / shades Ø 40 cm natural / brass structure / black cable and base
- PK65LNNC / shades Ø 40 cm natural / nickel structure and base / black cable
- PK65LW / shades Ø 40 cm white / brass structure / black cable and base
- PK65LWNC / shades Ø 40 cm white / nickel structure and base / black cable

	voltage	source	type	watt	lumen	K	CRI	en. class	driver/transformer	dimming
PK65LN / shades Ø 40 cm natural / brass structure / black cable and base PK65LNNC / shades Ø 40 cm natural / nickel structure and base / black cable PK65LW / shades Ø 40 cm white / brass structure / black cable and base PK65LWNC / shades Ø 40 cm white / nickel structure and base / black cable	110V (bulbs not supplied)-240V	mains voltage LED	E27 bulb	3x8W 24W	2700	2700	>80	E	-	YES IGBT/Triac*

H 200 cm / H rod 63 cm / weight 2,5 kg

p. 174



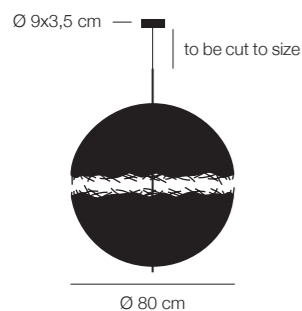
PostKrisi 66 / pendant lamp

- PK66LN / shades Ø 60 cm natural / brass structure / black cable and base
- PK66LNNC / shades Ø 60 cm natural / nickel structure and base / black cable
- PK66LW / shades Ø 60 cm white / brass structure / black cable and base
- PK66LWNC / shades Ø 60 cm white / nickel structure and base / black cable

	voltage	source	type	watt	lumen	K	CRI	en. class	driver/transformer	dimming
	110V (bulbs not supplied)-240V	mains voltage LED	E27 bulb	3x8W 24W	2700	2700	>80	E	-	YES IGBT/Triac*

H 210 cm / H rod 83 cm / weight 3,5 kg

p. 174



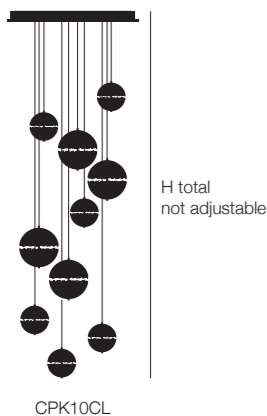
PostKrisi 67 / pendant lamp

- PK67LN / shades Ø 80 cm natural / brass structure / black cable and base
- PK67LNNC / shades Ø 80 cm natural / nickel structure and base / black cable
- PK67LW / shades Ø 80 cm white / brass structure / black cable and base
- PK67LWNC / shades Ø 80 cm white / nickel structure and base / black cable

	voltage	source	type	watt	lumen	K	CRI	en. class	driver/transformer	dimming
	110V (bulbs not supplied)-240V	mains voltage LED	E27 bulb	3x8W 24W	2700	2700	>80	E	-	YES IGBT/Triac*

H 220 cm / H rod 100 cm / weight 5 kg

p. 176



PostKrisi Chandelier / pendant lamp

- CPK3QL / satin base 30x30 cm / 3x PK14 / H 180 cm
- CPK5QL / satin base 30x30 cm / 5x PK14 / H 180 cm
- CPK7CL / satin base Ø 40 cm / 7x PK14 / H 180 cm
- CPK7QL / satin base 60x60 cm / 7x PK14 / H 180 cm
- CPK7RL / satin base 90x30 cm / 3x PK20 and 4x PK14 / H 180 cm
- CPK10CL / satin base Ø 78 cm / 4x PK20 and 6x PK14 / H 300 cm

	voltage	source	type	watt	lumen	K	CRI	en. class	driver/transformer	dimming
	110V or 240V	12V DC LED bulb	G4 bulb	3x0,8W 2,4W	207	2700	80	G	low voltage driver	NO
	240V (110V available with not dimmable driver)	12V DC LED bulb	G4 bulb	5x0,8W 4W	345	2700	80	G	low voltage driver	YES Triac
7x0,8W 5,6W				483						
10x0,8W 8W				690						

PK14 = PostKrisi sphere Ø 14 cm natural with jack

PK20 = PostKrisi sphere Ø 20 cm natural with jack

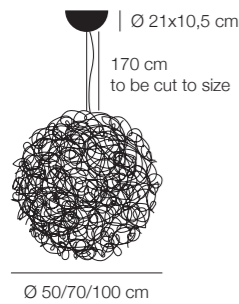
Fil de Fer

[Finishes] // **Nickel coating** (metal plating process) is chosen by the designer for its elegant and warm finish. To prevent any natural oxidation process, it requires regular cleaning. In alternative to nickel coating, customized finishes (i.e. chrome plating) can be provided upon request. / **Rough iron** (untreated metal) is chosen by the designer specifically because of its uniqueness and its natural ageing property. The appearance of any uneven rust patches does not constitute a defect, since it is a typical sign of the ageing process, which might be considerably accelerated in conditions of high humidity or direct exposure to outdoor weathering. / **Satin Steel** - the standard modular metal bases are composed of a satin steel plate mounted on a white lacquered metal frame and fixed to it by nickel square-head screws. On request we can supply the plate white matt lacquered as the frame or in different RAL colours

[Cables] // (**s**) suspension cable. / (**el**) electrical cable.

[Note] // The **lumen** value refers to the rated lumen output of the light source; for the lamp's output please refer to our bim files (see website).

p. 180

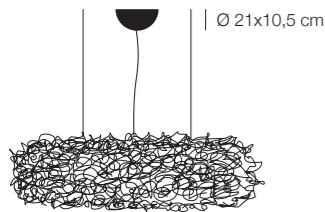


Fil de Fer / pendant lamp

	voltage	source	type	watt	lumen	K	CRI	en. class	driver/transformer	dimming
F5SL / Ø 50 cm aluminium / steel cable ^(s) / grey braided cable ^(el) / nickel base	240V (110V available with not dimmable driver)	12V DC LED bulb	G4 bulb	12x0,8W 9,6W	828	2700	80	G	electronic 12V DC low voltage	YES Triac
F5SLG / Ø 50 cm matt gold anodized / steel cable ^(s) / gold braided cable ^(el) / gold-plated base				18x0,8W 14,4W	1242					
F7SL / Ø 70 cm aluminium / steel cable ^(s) / grey braided cable ^(el) / nickel base				24x0,8W 19,2W	1656					
F7SLG / Ø 70 cm matt gold anodized / steel cable ^(s) / gold braided cable ^(el) / gold-plated base										
F10SL / Ø 100 cm aluminium / steel cable ^(s) / grey braided cable ^(el) / nickel base										
F10SLG / Ø 100 cm matt gold anodized / steel cable ^(s) / gold braided cable ^(el) / gold-plated base										

weight: Ø 50 8 kg / Ø 70 10 kg / Ø 100 16 kg

p. 185



Fil de Fer Nuvola / pendant lamp

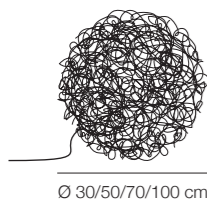
	voltage	source	type	watt	lumen	K	CRI	en. class	driver/transformer	dimming
FNVAL / mod. A / aluminium / steel cables ^(s) / grey braided cable ^(el) / nickel base	110V* or 240V	12V DC LED bulb	G4 bulb	24x0,8W 19,2W	1656	2700	80	G	electronic 12V DC low voltage	YES Triac
FNVEL / mod. E / aluminium / steel cables ^(s) / grey braided cable ^(el) / nickel base				36x0,8W 28,8W	2484					
FNVFL / mod. F / aluminium / steel cables ^(s) / grey braided cable ^(el) / nickel base				44x0,8W 35,2W	3036					

* mod. A 110V available with not dimmable driver

Further dimensions and gold finish available on request.

mod. A / 120x50x H 35 cm / weight 10 kg
mod. E / 200x80x H 50 cm / weight 14 kg
mod. F / 240x140x H 50 cm / weight 21 kg
cables 170 cm to be cut to size


p. 189



Fil de Fer F / floor lamp

	voltage	source	type	watt	lumen	K	CRI	en. class	driver/transformer	dimmer
F3L / Ø 30 cm aluminium / grey braided cable / black dimmer	110-240V	12V DC LED bulb	G4 bulb	8x0,8W 6,4W	552	2700	80	G	low voltage plug driver	included (memory last step)
F3LG / Ø 30 cm gold / gold braided cable / black dimmer				10x0,8W 8W	690					
F5L / Ø 50 cm aluminium / grey braided cable / black dimmer				15x0,8W 12W	1035					
F5LG / Ø 50 cm gold / gold braided cable / black dimmer				20x0,8W 16W	1380					
F7L / Ø 70 cm aluminium / grey braided cable / black dimmer										
F7LG / Ø 70 cm gold / gold braided cable / black dimmer										
F10L / Ø 100 cm aluminium / grey braided cable / black dimmer										
F10LG / Ø 100 cm gold / gold braided cable / black dimmer										

12V cable: 170 cm / plug cable: 180 cm

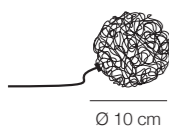


Sweet Light Chandelier / pendant lamp

- CSL3QL / 3x Sweet Light Ø 10 cm / satin base 30x30 cm / H 180 cm
- CSL5QL / 5x Sweet Light Ø 10 cm / satin base 30x30 cm / H 180 cm
- CSL7CL / 7x Sweet Light Ø 10 cm / satin base Ø 40 cm / H 180 cm
- CSL7QL / 7x Sweet Light Ø 10 cm / satin base 60x60 cm / H 180 cm
- CSL10CL / 10x Sweet Light Ø 10 cm / satin base Ø 78 cm / H 180 cm
- CSL15QL / 15x Sweet Light Ø 10 cm / satin base 60x60 cm / H 300 cm
- CSL20CL / 20x Sweet Light Ø 10 cm / satin base Ø 78 cm / H 300 cm
- CSL35CL / 35x Sweet Light Ø 10 cm / satin base Ø 78 cm / H 400 cm

voltage	source	type	watt	lumen	K	CRI	en. class	driver/transformer	dimming
110V or 240V	12V DC LED bulb	G4 bulb	3x0,8W 2,4W	207	2700	80	G	low voltage driver	NO
240V (110V available with not dimmable driver)	12V DC LED bulb	G4 bulb	5x0,8W 4W	345	2700	80	G	low voltage driver	YES Triac
			7x0,8W 5,6W	483					
			10x0,8W 8W	690					
			15x0,8W 12W	1035					
			20x0,8W 16W	1380					
35x0,8W 28W	2415								

Standard version with aluminium Sweet Light spheres.
For further models see also PostKrisi Chandelier page 44.

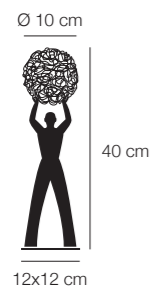


Sweet Light T / table lamp

- SLL / Ø 10 cm aluminium / blue wire
- SLLBR / Ø 10 cm brass / blue wire
- SLLS / Ø 10 cm silver / blue wire

voltage	source	type	watt	lumen	K	CRI	en. class	driver/transformer	dimmer
110-240V	12V DC LED bulb	G4 bulb	1x0,8W	69	2700	80	G	low voltage plug driver	included touch (on the sphere)

cable: 250 cm



Uomo della Luce S / table lamp

- USL / rough iron structure / sphere Ø 10 cm aluminium / black dimmer / black wires

voltage	source	type	watt	lumen	K	CRI	en. class	driver/transformer	dimmer
110-240V	12V DC LED bulb	G4 bulb	1x0,8W	69	2700	80	G	low voltage plug driver	included (memory last step)

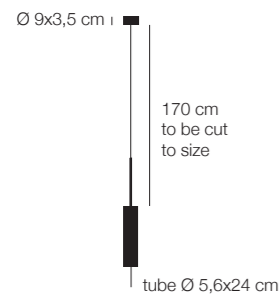


Lucenera

[Finishes] // **Nickel coating** (metal plating process) is chosen by the designer for its elegant and warm finish. To prevent any natural oxidation process, it requires regular cleaning. In alternative to nickel coating, customized finishes (i.e. chrome plating) can be provided upon request. / **Carbon tubes**. The production of the tubes is partially craftmade. Any imperfection in the texture is a peculiarity of the product and sign of craftsmanship. The quality of the tubes is guaranteed by using LED bulbs only, preferably with the max wattage included in our standard products.

[Note] // The **lumen** value refers to the rated lumen output of the light source; for the lamp's output please refer to our bim files (see website). / (*) LED bulbs can be dimmed using compatible dimmers, which have been tested specifically for dimming very low loads. The manufacturers of LED bulbs are required to draw up a list of suggested dimmers for the dimming of their products, with an indication of the maximum number of bulbs dimmable with the various types of dimmer.

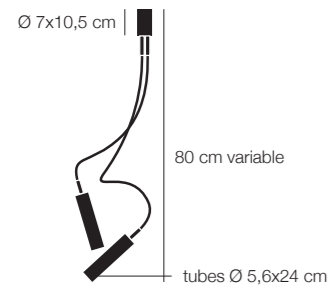
p. 199



Lucenera 504 / pendant lamp

	voltage	source	type	watt	lumen	K	CRI	en. class	driver/transformer	dimming
L504L / black tube and base / metal braided cable / nickel details	110V (bulb not supplied)-240V	mains voltage LED	GU10 bulb	1x5,5W	375	3000	>90	G	-	YES IGBT/Triac*
L504LW / white tube and base / metal braided cable / nickel details										

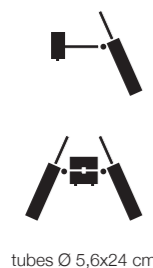
p. 200



Lucenera 206 / ceiling lamp

	voltage	source	type	watt	lumen	K	CRI	en. class	driver/transformer	dimming
L20680L / black tubes/base/flexible pipes / nickel details	110V (bulbs not supplied)-240V	mains voltage LED	GU10 bulb	2x5,5W 11W	750	3000	>90	G	-	YES IGBT/Triac*
L20680LW / white tubes/base/flexible pipes / nickel details										

p. 202-203

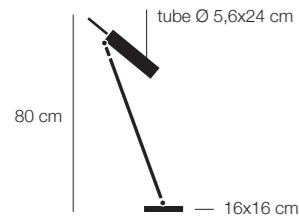


Lucenera 502 / 503 / wall lamp

	voltage	source	type	watt	lumen	K	CRI	en. class	driver/transformer	dimming
L502L / Lucenera 502 / black tube/base/rod / nickel details	110V (bulb not supplied)-240V	mains voltage LED	GU10 bulb	1x5,5W	375	3000	>90	G	-	NO on/off switch included
L502LW / Lucenera 502 / white tube/base/rod / nickel details										
L503L / Lucenera 503 / black tubes/base/rods / nickel details	110V (bulbs not supplied)-240V	mains voltage LED	GU10 bulb	2x5,5W 11W	750	3000	>90	G	-	NO on/off switch included
L503LW / Lucenera 503 / white tubes/base/rods / nickel details										

base 10x10x3,5 cm
H ledge 35/50 cm

p. 205



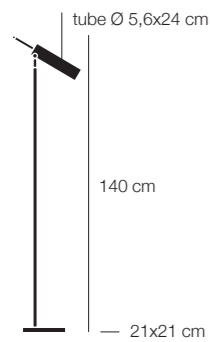
Lucenera 500 / table lamp

L500L / black tube/base/stand / nickel details

L500LW / white tube/base/stand / nickel details

voltage	source	type	watt	lumen	K	CRI	en. class	driver/transformer	dimmer
240V (110V available with on/off - bulb not supplied)	mains voltage LED	GU10 bulb	1x5,5W	375	3000	>90	G	-	included (memory 0%)

p. 207



Lucenera 506 / standing lamp

L506L / black tube/base/stand / nickel details

L506LW / white tube/base/stand / nickel details

voltage	source	type	watt	lumen	K	CRI	en. class	driver/transformer	dimmer
110V (bulb not supplied)-240V	mains voltage LED	GU10 bulb	1x5,5W	375	3000	>90	G	-	included (memory last step)

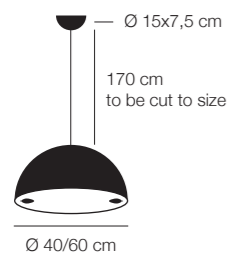
Stchu-Moon

[*Finishes*] // **Rough iron** (untreated metal) is chosen by the designer specifically because of its uniqueness and its natural ageing property. The appearance of any uneven rust patches does not constitute a defect, since it is a typical sign of the ageing process, which might be considerably accelerated in conditions of high humidity or direct exposure to outdoor weathering. / **Nickel coating** (metal plating process) is chosen by the designer for its elegant and warm finish. To prevent any natural oxidation process, it requires regular cleaning. In alternative to nickel coating, customized finishes (i.e. chrome plating) can be provided upon request.

[*Cables*] // (**s**) suspension cable. / (**el**) electrical cable.

[*Note*] // The **lumen** value refers to the rated lumen output of the light source; for the lamp's output please refer to our bim files (see website). / (*****) LED bulbs can be dimmed using compatible dimmers, which have been tested specifically for dimming very low loads. The manufacturers of LED bulbs are required to draw up a list of suggested dimmers for the dimming of their products, with an indication of the maximum number of bulbs dimmable with the various types of dimmer. / (******) The plug driver 110-240V is supplied with the electrical plug suitable for the market of reference only. Please specify in stage of order if the destination of the product differs from your standard.

p. 211



Stchu-Moon 02 / pendant lamp

SM24LS / Ø 40 cm silver (exterior black) / steel spoons / black cable and base

SM24LG / Ø 40 cm gold (exterior black) / steel spoons / black cable and base

SM24LC / Ø 40 cm copper (exterior black) / steel spoons / black cable and base

SM26LS / Ø 60 cm silver (exterior black) / steel spoons / black cable and base

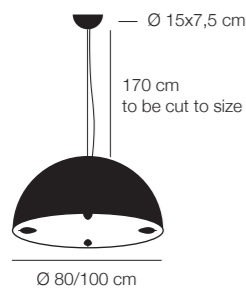
SM26LG / Ø 60 cm gold (exterior black) / steel spoons / black cable and base

SM26LC / Ø 60 cm copper (exterior black) / steel spoons / black cable and base

voltage	source	type	watt	lumen	K	CRI	en. class	driver/transformer	dimming
240V (110V available on request)	24V DC LED board	LED board	2x3,9W 7,8W	840	2700	80	F	electronic 24V DC low voltage	YES Triac

weight: Ø 40 cm 2 kg / Ø 60 cm 3,5 kg

p. 211



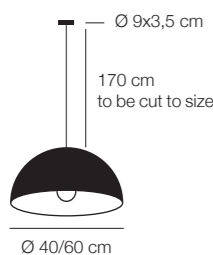
Stchu-Moon 02 / pendant lamp

- SM28LS / Ø 80 cm silver (exterior black) / steel spoons / steel cable⁽⁶⁾ / black cable⁽⁶⁾ and base
- SM28LG / Ø 80 cm gold (exterior black) / steel spoons / steel cable⁽⁶⁾ / black cable⁽⁶⁾ and base
- SM28LC / Ø 80 cm copper (exterior black) / steel spoons / steel cable⁽⁶⁾ / black cable⁽⁶⁾ and base
- SM210LS / Ø 100 cm silver (exterior black) / steel spoons / steel cable⁽⁶⁾ / black cable⁽⁶⁾ and base
- SM210LG / Ø 100 cm gold (exterior black) / steel spoons / steel cable⁽⁶⁾ / black cable⁽⁶⁾ and base
- SM210LC / Ø 100 cm copper (exterior black) / steel spoons / steel cable⁽⁶⁾ / black cable⁽⁶⁾ and base

voltage	source	type	watt	lumen	K	CRI	en. class	driver/transformer	dimming
240V (110V available on request)	24V DC LED board	LED board	4x3,9W 15,6W	1680	2700	80	F	electronic 24V DC low voltage	YES Triac

weight: Ø 80 cm 6,5 kg / Ø 100 cm 7,5 kg

p. 213



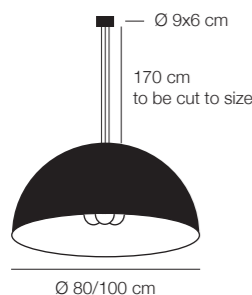
Stchu-Moon 02 230V / pendant lamp

- SM24230LS / Ø 40 cm silver (exterior black) / black cable / nickel base
- SM24230LG / Ø 40 cm gold (exterior black) / black cable / nickel base
- SM24230LC / Ø 40 cm copper (exterior black) / black cable / nickel base
- SM26230LS / Ø 60 cm silver (exterior black) / black cable / nickel base
- SM26230LG / Ø 60 cm gold (exterior black) / black cable / nickel base
- SM26230LC / Ø 60 cm copper (exterior black) / black cable / nickel base

voltage	source	type	watt	lumen	K	CRI	en. class	driver/transformer	dimming
110V (bulb not supplied)-240V	mains voltage LED	E27 bulb silver crowned	1x7W	600	2700	>80	F	-	YES IGBT/Triac*

weight: Ø 40 cm 1,8 kg / Ø 60 cm 2,8 kg

p. 213



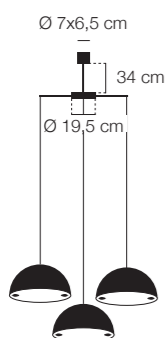
Stchu-Moon 02 230V / pendant lamp

- SM28230LS / Ø 80 cm silver (exterior black) / black cables / nickel base
- SM28230LG / Ø 80 cm gold (exterior black) / black cables / nickel base
- SM28230LC / Ø 80 cm copper (exterior black) / black cables / nickel base
- SM210230LS / Ø 100 cm silver (exterior black) / black cables / nickel base
- SM210230LG / Ø 100 cm gold (exterior black) / black cables / nickel base
- SM210230LC / Ø 100 cm copper (exterior black) / black cables / nickel base

voltage	source	type	watt	lumen	K	CRI	en. class	driver/transformer	dimming
110V (bulbs not supplied)-240V	mains voltage LED	E27 bulb silver crowned	3x7W 21W	1800	2700	>80	F	-	YES IGBT/Triac*

weight: Ø 80 cm 6,5 kg / Ø 100 cm 7,5 kg

p. 214



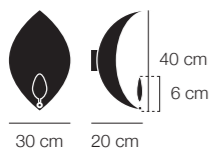
Stchu-Moon 02 Chandelier / pendant lamp

- SM234LS / Ø 40 cm silver (exterior black) / steel spoons / black cables and structure
- SM234LG / Ø 40 cm gold (exterior black) / steel spoons / black cables and structure
- SM234LC / Ø 40 cm copper (exterior black) / steel spoons / black cables and structure
- SM236LS / Ø 60 cm silver (exterior black) / steel spoons / black cables and structure
- SM236LG / Ø 60 cm gold (exterior black) / steel spoons / black cables and structure
- SM236LC / Ø 60 cm copper (exterior black) / steel spoons / black cables and structure

voltage	source	type	watt	lumen	K	CRI	en. class	driver/transformer	dimming
240V (110V available on request 1..10V or push dimm.)	24V DC LED board	LED board	6x3,9W 23,4W	2520	2700	80	F	electronic 24V DC low voltage	YES Triac

3x Ø 40 cm
H max 190 cm / tot. Ø 105 cm / weight 13,5 kg
3x Ø 60 cm
H max 200 cm / tot. Ø 145 cm / weight 18,5 kg

p. 219

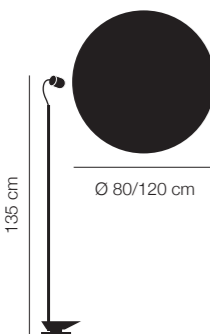


Stchu-Moon 05 / wall lamp

- SM5LS / silver (exterior white) / steel spoon / white base
- SM5LG / gold (exterior white) / steel spoon / white base
- SM5LC / copper (exterior white) / steel spoon / white base

voltage	source	type	watt	lumen	K	CRI	en. class	driver/transformer	dimming
240V (110V available on request 1..10V or push dimm.)	24V DC LED board	LED board	1x3,9W	420	2700	80	F	electronic 24V DC low voltage	YES Triac

p. 220




Stchu-Moon 08 / wall/standing lamp

- SM88LS / Ø 80 cm silver (exterior grey matt) / nickel light structure / black anvil
- SM88LG / Ø 80 cm gold (exterior grey matt) / nickel light structure / black anvil
- SM88LC / Ø 80 cm copper (exterior grey matt) / nickel light structure / black anvil
- SM812LS / Ø 120 cm silver (exterior grey matt) / nickel light structure / black anvil
- SM812LG / Ø 120 cm gold (exterior grey matt) / nickel light structure / black anvil
- SM812LC / Ø 120 cm copper (exterior grey matt) / nickel light structure / black anvil

voltage	source	type	watt	lumen	K	CRI	en. class	driver/transformer	dimmer
110-240V	low voltage LED 12V	GU5.3 bulb	1x7,5W	630	3000	90	F	-	included (memory last step)

H recommended distance from lamp to disc 25 cm ca

p. 221



Stchu-Moon R / recessed lamp for plasterboard ceiling

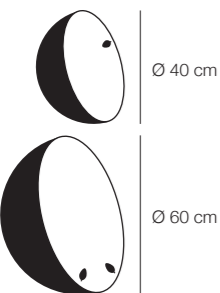
- SMI14S / Ø 14 cm silver (bulb not included)
- SMI14G / Ø 14 cm gold (bulb not included)
- SMI14C / Ø 14 cm copper (bulb not included)
- LS4 / LED bulb

net price

voltage	source	type	watt	lumen	K	CRI	en. class	driver/transformer	dimming
-	mains voltage	GU10 bulb not included	-	-	-	-	-	-	-
220-240V	mains voltage LED	GU10 bulb	5,5W	375	3000	>90	G	-	YES IGBT/Triac*

installation hole Ø 13 cm / depth 15 cm
plasterboard thickness max 12,5 mm

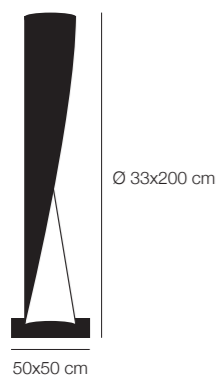
p. 222



Stchu-Moon 01 / floor lamp

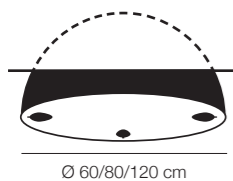
- SM14LS / Ø 40 cm silver (ext. black) / steel spoon / metal braided cable / black dimmer/cable
- SM14LG / Ø 40 cm gold (ext. black) / steel spoon / metal braided cable / black dimmer/cable
- SM14LC / Ø 40 cm copper (ext. black) / steel spoon / metal braided cable / black dimmer/cable
- SM16LS / Ø 60 cm silver (ext. black) / steel spoons / metal braided cable / black dimmer/cable
- SM16LG / Ø 60 cm gold (ext. black) / steel spoons / metal braided cable / black dimmer/cable
- SM16LC / Ø 60 cm copper (ext. black) / steel spoons / metal braided cable / black dimmer/cable

voltage	source	type	watt	lumen	K	CRI	en. class	driver/transformer	dimmer
110-240V	24V DC LED board	LED board	1x3,9W	420	2700	80	F	low voltage plug driver**	included (memory last tep)
			2x3,9W 7,8W	840					

**Stchu-Moon 09** / standing lamp

SM9LS / silver (rough iron ext.) / steel spoons / metal braided cable / black dimmer/cable
 SM9LG / gold (rough iron ext.) / steel spoons / metal braided cable / black dimmer/cable
 SM9LC / copper (rough iron ext.) / steel spoons / metal braided cable / black dimmer/cable

voltage	source	type	watt	lumen	K	CRI	en. class	driver/transformer	dimmer
110-240V	24V DC LED board (1x candle included)	LED board	2x3,9W 7,8W	840	2700	80	F	low voltage plug driver**	included (memory last step)

**Stchu-Moon SR** / semi-recessed lamp for plasterboard ceiling

SMSI6BG / Ø 60 cm gold (ext. black) / steel spoon
 SMSI8BG / Ø 80 cm gold (ext. black) / steel spoon
 SMSI12BG / Ø 120 cm gold (ext. black) / steel spoon

voltage	source	type	watt	lumen	K	CRI	en. class	driver/transformer	dimming
-	24V DC LED board	LED board	3x3,9W 11,7W	1260	2700	80	F	not included available on request	-
			4x3,9W 15,6W	1680					

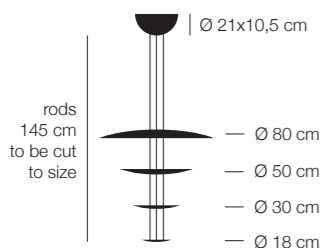
Silver and copper finish available on request.

Ø 60 cm: hole Ø 52 cm / max depth 15 cm
 Ø 80 cm: hole Ø 69 cm / max depth 20 cm
 Ø 120 cm: hole Ø 104 cm / max depth 30 cm

Macchina della Luce

[*Finishes*] // **Nickel coating** (metal plating process) is chosen by the designer for its elegant and warm finish. To prevent any natural oxidation process, it requires regular cleaning. In alternative to nickel coating, customized finishes (i.e. chrome plating) can be provided upon request. / **Untreated brass** (an alloy of copper and zinc) is a very elegant finish, yellow-gold in colour, with an excellent corrosion resistance. We use it untreated, therefore it may oxidise with time. Regular cleaning helps preserving its original appearance and slow down the ageing process, which might be anyway accelerated by the weather, frequent handling or conditions of high humidity.

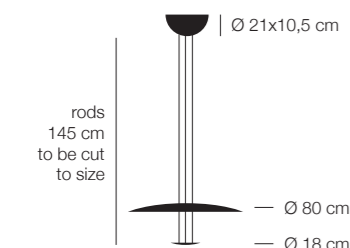
[*Note*] // The **lumen** value refers to the rated lumen output of the light source; for the lamp's output please refer to our bim files (see website). / (*) LED bulbs can be dimmed using compatible dimmers, which have been tested specifically for dimming very low loads. The manufacturers of LED bulbs are required to draw up a list of suggested dimmers for the dimming of their products, with an indication of the maximum number of bulbs dimmable with the various types of dimmer.

**Macchina della Luce mod. A** / pendant lamp

MALG / discs Ø 80-50-30-18 cm / gold / nickel base / brass rods
 MALS / discs Ø 80-50-30-18 cm / silver / nickel base / aluminium rods
 MALC / discs Ø 80-50-30-18 cm / copper / nickel base / brass rods

MALG110V / discs Ø 80-50-30-18 cm / gold / nickel base / brass rods
 MALS110V / discs Ø 80-50-30-18 cm / silver / nickel base / aluminium rods
 MALC110V / discs Ø 80-50-30-18 cm / copper / nickel base / brass rods

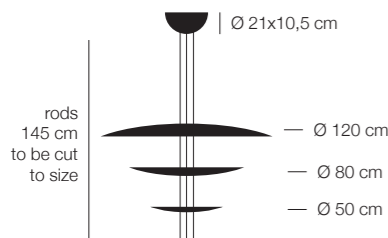
voltage	source	type	watt	lumen	K	CRI	en. class	driver/transformer	dimming
220-240V	24V DC LED board	LED board	7x6W 42W	4410	2700	80	F	electronic 24V DC low voltage	YES Triac
110V	24V DC LED board	LED board	7x6W 42W	4410	2700	80	F	electronic 24V DC low voltage	YES Triac



Macchina della Luce mod. B / pendant lamp

	voltage	source	type	watt	lumen	K	CRI	en. class	driver/transformer	dimming
MBLG / discs Ø 80-18 cm / gold / nickel base / brass rods	220-240V	24V DC LED board	LED board	2x6W 12W	1260	2700	80	F	electronic 24V DC low voltage	YES Triac
MMLS / discs Ø 80-18 cm / silver / nickel base / aluminium rods										
MMLC / discs Ø 80-18 cm / copper / nickel base / brass rods										
MBLG110V / discs Ø 80-18 cm / gold / nickel base / brass rods	110V	24V DC LED board	LED board	2x6W 12W	1260	2700	80	F	electronic 24V DC low voltage	YES Triac
MMLS110V / discs Ø 80-18 cm / silver / nickel base / aluminium rods										
MMLC110V / discs Ø 80-18 cm / copper / nickel base / brass rods										

weight 6 kg / rods 300 cm available on request

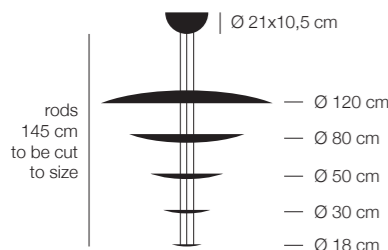


Macchina della Luce mod. C / pendant lamp

	voltage	source	type	watt	lumen	K	CRI	en. class	driver/transformer	dimming
MCLG / discs Ø 120 (flying leaf)-80-50 cm / gold / nickel base / brass rods	220-240V	24V DC LED board	LED board	7x6W 42W	4410	2700	80	F	electronic 24V DC low voltage	YES Triac
MCLS / discs Ø 120 (flying leaf)-80-50 cm / silver / nickel base / aluminium rods										
MCLC / discs Ø 120 (flying leaf)-80-50 cm / copper / nickel base / brass rods										
MCLG110V / discs Ø 120 (flying leaf)-80-50 cm / gold / nickel base / brass rods	110V	24V DC LED board	LED board	7x6W 42W	4410	2700	80	F	electronic 24V DC low voltage	YES Triac
MCLS110V / discs Ø 120 (flying leaf)-80-50 cm / silver / nickel base / aluminium rods										
MCLC110V / discs Ø 120 (flying leaf)-80-50 cm / copper / nickel base / brass rods										

weight 13 kg / rods 300 cm available on request

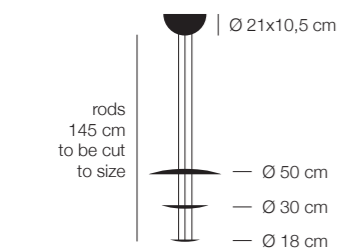
p. 231



Macchina della Luce mod. D / pendant lamp

	voltage	source	type	watt	lumen	K	CRI	en. class	driver/transformer	dimming
MDLG / discs Ø 120 (flying leaf)-80-50-30-18 cm / gold / nickel base / brass rods	220-240V	24V DC LED board	LED board	10x6W 60W	6300	2700	80	F	electronic 24V DC low voltage	YES Triac
MDLS / discs Ø 120 (flying leaf)-80-50-30-18 cm / silver / nickel base / aluminium rods										
MDLC / discs Ø 120 (flying leaf)-80-50-30-18 cm / copper / nickel base / brass rods										
MDLG110V / discs Ø 120 (flying leaf)-80-50-30-18 cm / gold / nickel base / brass rods	110V	24V DC LED board	LED board	8x6W 48W	5040	2700	80	F	electronic 24V DC low voltage	YES Triac
MDLS110V / discs Ø 120 (flying leaf)-80-50-30-18 cm / silver / nickel base / aluminium rods										
MDLC110V / discs Ø 120 (flying leaf)-80-50-30-18 cm / copper / nickel base / brass rods										

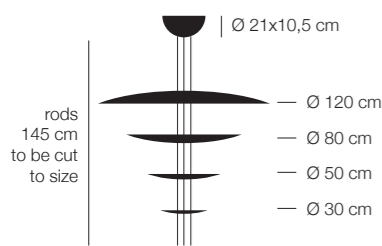
weight 16 kg / rods 300 cm available on request



Macchina della Luce mod. E / pendant lamp

	voltage	source	type	watt	lumen	K	CRI	en. class	driver/transformer	dimming
MELG / discs Ø 50-30-18 cm / gold / nickel base / brass rods	220-240V	24V DC LED board	LED board	4x6W 24W	2520	2700	80	F	electronic 24V DC low voltage	YES Triac
MELS / discs Ø 50-30-18 cm / silver / nickel base / aluminium rods										
MELC / discs Ø 50-30-18 cm / copper / nickel base / brass rods										
MELG110V / discs Ø 50-30-18 cm / gold / nickel base / brass rods	110V	24V DC LED board	LED board	4x6W 24W	2520	2700	80	F	electronic 24V DC low voltage	YES Triac
MELS110V / discs Ø 50-30-18 cm / silver / nickel base / aluminium rods										
MELC110V / discs Ø 50-30-18 cm / copper / nickel base / brass rods										

weight 6 kg / rods 300 cm available on request



Macchina della Luce mod. F / pendant lamp

MFLG / discs Ø 120 (flying leaf)-80-50-30 cm / gold / nickel base / brass rods

MFLS / discs Ø 120 (flying leaf)-80-50-30 cm / silver / nickel base / aluminium rods

MFLC / discs Ø 120 (flying leaf)-80-50-30 cm / copper / nickel base / brass rods

MFLG110V / discs Ø 120 (flying leaf)-80-50-30 cm / gold / nickel base / brass rods

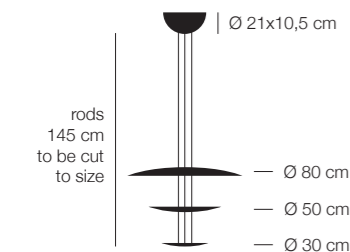
MFLS110V / discs Ø 120 (flying leaf)-80-50-30 cm / silver / nickel base / aluminium rods

MFLC110V / discs Ø 120 (flying leaf)-80-50-30 cm / copper / nickel base / brass rods

voltage	source	type	watt	lumen	K	CRI	en. class	driver/transformer	dimming
220-240V	24V DC LED board	LED board	9x6W 54W	5670	2700	80	F	electronic 24V DC low voltage	YES Triac
110V	24V DC LED board	LED board	8x6W 48W	5040	2700	80	F	electronic 24V DC low voltage	YES Triac

weight 15 kg / rods 300 cm available on request

p. 232



Macchina della Luce mod. I / pendant lamp

MILG / discs Ø 80-50-30 cm / gold / nickel base / brass rods

MILS / discs Ø 80-50-30 cm / silver / nickel base / aluminium rods

MILC / discs Ø 80-50-30 cm / copper / nickel base / brass rods

MILG110V / discs Ø 80-50-30 cm / gold / nickel base / brass rods

MILS110V / discs Ø 80-50-30 cm / silver / nickel base / aluminium rods

MILC110V / discs Ø 80-50-30 cm / copper / nickel base / brass rods

voltage	source	type	watt	lumen	K	CRI	en. class	driver/transformer	dimming
220-240V	24V DC LED board	LED board	5x6W 30W	3150	2700	80	F	electronic 24V DC low voltage	YES Triac
110V	24V DC LED board	LED board	5x6W 30W	3150	2700	80	F	electronic 24V DC low voltage	YES Triac

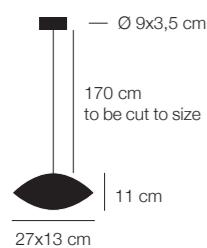
weight 8 kg / rods 300 cm available on request

Luci d'Oro

[*Finishes*] // **Nickel coating** (metal plating process) is chosen by the designer for its elegant and warm finish. To prevent any natural oxidation process, it requires regular cleaning. In alternative to nickel coating, customized finishes (i.e. chrome plating) can be provided upon request. / **Untreated brass** (an alloy of copper and zinc) is a very elegant finish, yellow-gold in colour, with an excellent corrosion resistance. We use it untreated, therefore it may oxidise with time. Regular cleaning helps preserving its original appearance and slow down the ageing process, which might be anyway accelerated by the weather, frequent handling or conditions of high humidity. / **Rough iron** (untreated metal) is chosen by the designer specifically because of its uniqueness and its natural ageing property. The appearance of any uneven rust patches does not constitute a defect, since it is a typical sign of the ageing process, which might be considerably accelerated in conditions of high humidity or direct exposure to outdoor weathering.

[*Note*] // The **lumen** value refers to the rated lumen output of the light source; for the lamp's output please refer to our bim files (see website). / (*****) LED bulbs can be dimmed using compatible dimmers, which have been tested specifically for dimming very low loads. The manufacturers of LED bulbs are required to draw up a list of suggested dimmers for the dimming of their products, with an indication of the maximum number of bulbs dimmable with the various types of dimmer. / (******) Our LEDs can be dimmed by using compatible dimmers tested specifically to dim very low loads. We suggest checking the minimum load of the dimmer before installation.

p. 237



Malagola 27 / pendant lamp

ML27LG / gold / black base and cable

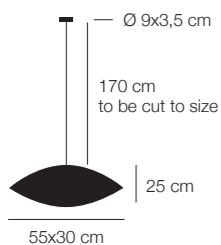
ML27LS / silver / black base and cable

ML27LC / copper / black base and cable

voltage	source	type	watt	lumen	K	CRI	en. class	driver/transformer	dimming
110-240V	constant current LED	COB LED	1x2W	300	2700	>80	F	constant current driver	NO

weight 0,9 kg

p. 237



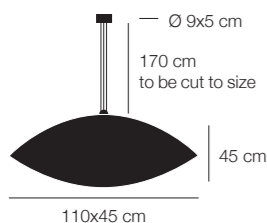
Malagola 55 / pendant lamp

- ML55LG / gold / black-cloth cable / black base
- ML55LS / silver / black-cloth cable / black base
- ML55LC / copper / black-cloth cable / black base

	voltage	source	type	watt	lumen	K	CRI	en. class	driver/transformer	dimming
	110V (bulb not supplied)-240V	mains voltage LED	E27 bulb silver crowned	1x7W	600	2700	>80	F	-	YES IGBT/Triac*

weight 1,7 kg

p. 237



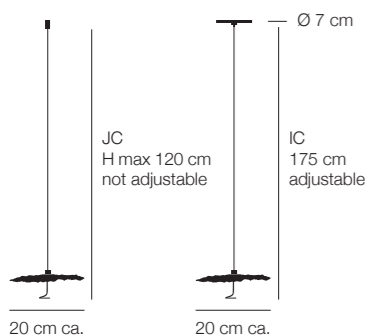
Malagola 110 / pendant lamp

- ML110LG / gold / black-cloth cable / black base
- ML110LS / silver / black-cloth cable / black base
- ML110LC / copper / black-cloth cable / black base

	voltage	source	type	watt	lumen	K	CRI	en. class	driver/transformer	dimming
	110V (bulbs not supplied)-240V	mains voltage LED	E27 bulb silver crowned	3x7W 21W	1800	2700	>80	F	-	YES IGBT/Triac*

weight 4,5 kg

p. 239



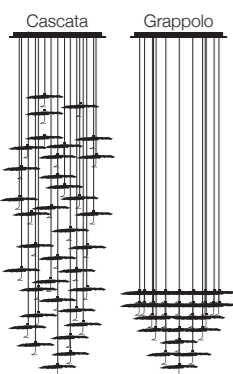
Gold Moon JC / IC / recessed pendant lamp for plasterboard ceiling

- GMJCLVO / mod. JC / nickel jack connection / black wire / black/gold wrap shade / copper curl
- GMICLVO / mod. IC / nickel plate with tensioner / black wire / black/gold wrap shade / copper curl

	voltage	source	type	watt	lumen	K	CRI	en. class	driver/transformer	dimming
	-	constant voltage 24V LED	LED Jack/interch. interch. LED	1x1,1W	63	2700	>80	G	not included available on request	-

installation hole mod. JC Ø 1,3 cm
 installation hole mod. IC Ø 5,5 cm
 max plasterboard thickness 12,5 mm

p. 242




Gold Moon Chandelier / pendant lamp

- Cascata**
- CGM20CLVO / satin steel base / 20x black/gold wrap shades / copper curls / nickel jack / black wires
 - CGM25CLVO / satin steel base / 25x black/gold wrap shades / copper curls / nickel jack / black wires
 - CGM35CLVO / satin steel base / 35x black/gold wrap shades / copper curls / nickel jack / black wires
- Grappolo**
- CGM20CLVOG / satin steel base / 20x black/gold wrap shades / copper curls / nickel jack / black wires
 - CGM25CLVOG / satin steel base / 25x black/gold wrap shades / copper curls / nickel jack / black wires
 - CGM35CLVOG / satin steel base / 35x black/gold wrap shades / copper curls / nickel jack / black wires

Further base dimensions and finish (ie. white/silver - black/silver shades) available.

	voltage	source	type	watt	lumen	K	CRI	en. class	driver/transformer	dimming
	110V or 240V	constant voltage 24V LED	LED Jack/interch.	20x1,1W 22W	1260	2700	90	G	constant voltage driver	YES IGBT/Triac**
25x1,1W 27,5W				1575						
35x1,1W 37,5W				2205						
	110V or 240V	constant voltage 24V LED	LED Jack/interch.	20x1,1W 22W	1260	2700	90	G	constant voltage driver	YES IGBT/Triac**
25x1,1W 27,5W				1575						
35x1,1W 38,5W				2205						

base Ø 78 cm / shades Ø 20 cm ca. /
 H max 300 cm not adjustable



Gold Moon Chandelier with Spot Light / pendant lamp

Cascata

CGMSPL20CLVO / satin steel base / 17x GM / 3x SPL / copper curls / nickel jack / black wires	110V or 240V	constant voltage 24V LED	LED Jack/interch.	20x1,1W 22W	1260	2700	90	G	constant voltage driver	YES IGBT/Triac**
CGMSPL25CLVO / satin steel base / 22x GM / 3x SPL / copper curls / nickel jack / black wires				25x1,1W 27,5W	1575					
CGMSPL35CLVO / satin steel base / 29x GM / 6x SPL / copper curls / nickel jack / black wires				35x1,1W 38,5W	2205					

Grappolo

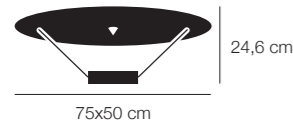
CGMSPL20CLVOG / satin steel base / 17x GM / 3x SPL / copper curls / nickel jack / black wires	110V or 240V	constant voltage 24V LED	LED Jack/interch.	20x1,1W 22W	1260	2700	90	G	constant voltage driver	YES IGBT/Triac**
CGMSPL25CLVOG / satin steel base / 22x GM / 3x SPL / copper curls / nickel jack / black wires				25x1,1W 27,5W	1575					
CGMSPL35CLVOG / satin steel base / 29x GM / 6x SPL / copper curls / nickel jack / black wires				35x1,1W 38,5W	2205					

GM= black/gold shades Ø 20 cm / SPL= black/brass Spot Light

Further base dimensions and finish (ie. white/silver - black/silver shades) available.

base Ø 78 cm / shades Ø 20 cm ca. / H max 300 cm not adjustable

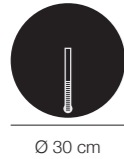
p. 248



DiscO / ceiling lamp

DSOLG / gold / polished aluminium and nickel details	240V (available 110V DALI dimmable)	constant current LED	COB LED	1x15W	2187	2700	85	D	constant current LED driver	YES Triac
DSOLS / silver / polished aluminium and nickel details										
DSOLC / copper / polished aluminium and nickel details										
DSOLW / white / polished aluminium and nickel details										

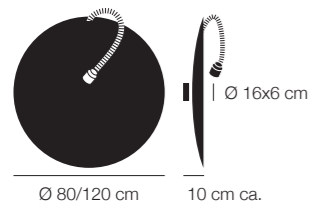
p. 249



Luna W / wall lamp

LNW30G / gold / copper stick / brass flex	110V or 240V	constant current LED 350 mA	interch. LED	2x1W 2W	298	2700	85	D	constant current driver	NO
LNW30S / silver / copper stick / brass flex										
LNW30C / copper / copper stick / brass flex										

p. 250

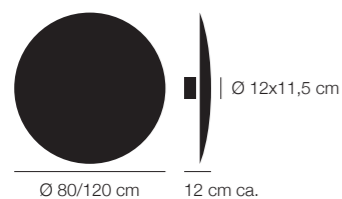


Luna Piena 80 / 120 / ceiling or wall lamp

LP80LG / Luna Piena 80 / gold flying leaf (exterior grey matt) / brass flex / white base	220-240V (110V available on request)	low voltage LED 12V	GU5.3	1x7,5W	630	3000	90	F	low voltage driver	YES IGBT/Triac
LP80LS / Luna Piena 80 / silver flying leaf (exterior grey matt) / nickel flex / white base										
LP80LC / Luna Piena 80 / copper flying leaf (exterior grey matt) / brass flex / white base										
LP120LG / Luna Piena 120 / gold flying leaf (exterior grey matt) / brass flex / white base										
LP120LS / Luna Piena 120 / silver flying leaf (exterior grey matt) / nickel flex / white base										
LP120LC / Luna Piena 120 / copper flying leaf (exterior grey matt) / brass flex / white base										

H recommended distance from lamp to disc 25 cm ca
Ø 80: flex Ø 1,3x50 cm
Ø 120: flex Ø 1,5x80 cm

p. 253

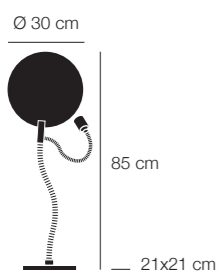


Francesca 80 / 120 / wall lamp

- FR8230LWG / Francesca 80 / white/gold back side / white base
- FR8230LG / Francesca 80 / gold / gold base
- FR8230LS / Francesca 80 / silver / silver base
- FR8230LC / Francesca 80 / copper / copper base
- FR12230LWG / Francesca 120 / white/gold back side / white base
- FR12230LG / Francesca 120 / gold / gold base
- FR12230LS / Francesca 120 / silver / silver base
- FR12230LC / Francesca 120 / copper / copper base

	voltage	source	type	watt	lumen	K	CRI	en. class	driver/transformer	dimming
FR8230LWG / Francesca 80 / white/gold back side / white base	110V (bulbs not supplied)-240V	mains voltage LED	E27 LED bulb	8x8W 64W	7200	2700	>80	E	-	YES IGBT/Triac*
FR8230LG / Francesca 80 / gold / gold base										
FR8230LS / Francesca 80 / silver / silver base										
FR8230LC / Francesca 80 / copper / copper base										
FR12230LWG / Francesca 120 / white/gold back side / white base										
FR12230LG / Francesca 120 / gold / gold base										
FR12230LS / Francesca 120 / silver / silver base										
FR12230LC / Francesca 120 / copper / copper base										

p. 254

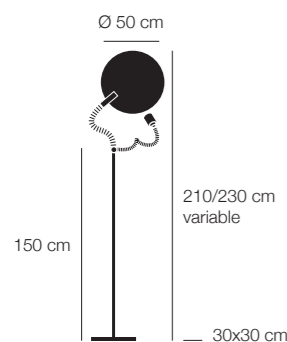


Luce d'Oro T / table lamp

- LOLG / gold / brass flex / rough iron base / black switch and cable
- LOLS / silver / nickel flex / rough iron base / black switch and cable
- LOLC / copper / brass flex / rough iron base / black switch and cable

	voltage	source	type	watt	lumen	K	CRI	en. class	driver/transformer	dimmer
LOLG / gold / brass flex / rough iron base / black switch and cable	110-240V	low voltage LED 12V	GU4 bulb	1x3,5W	200	2700	80	G	low voltage plug driver	NO on/off switch included
LOLS / silver / nickel flex / rough iron base / black switch and cable										
LOLC / copper / brass flex / rough iron base / black switch and cable										

p. 255



Luce d'Oro F / standing lamp

- LOFLG / gold / brass flex / rough iron base and structure / black cable and dimmer
- LOFLS / silver / nickel flex / rough iron base and structure / black cable and dimmer
- LOFLC / copper / brass flex / rough iron base and structure / black cable and dimmer

	voltage	source	type	watt	lumen	K	CRI	en. class	driver/transformer	dimmer
LOFLG / gold / brass flex / rough iron base and structure / black cable and dimmer	110-240V	low voltage LED 12V	GU5.3 bulb	1x7,5W	630	3000	90	F	low voltage plug driver	included (memory last step)
LOFLS / silver / nickel flex / rough iron base and structure / black cable and dimmer										
LOFLC / copper / brass flex / rough iron base and structure / black cable and dimmer										

p. 256

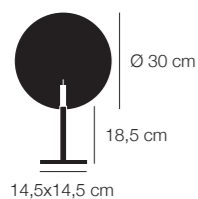


Luna / table candle holder

- LNG / gold / rough iron base
- LNS / silver / rough iron base
- LNC / copper / rough iron base

	voltage	source	type	watt	lumen	K	CRI	en. class	driver/transformer	dimming
LNG / gold / rough iron base	-	candle (included)	-	-	-	-	-	-	-	-
LNS / silver / rough iron base										
LNC / copper / rough iron base										

p. 257



Gemma / table candle holder

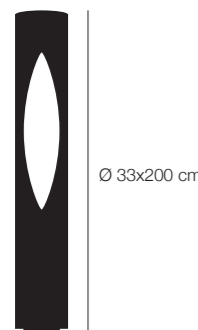
GMG / gold / rough iron structure

GMS / disc silver / rough iron structure

GMC / copper / rough iron structure

voltage	source	type	watt	lumen	K	CRI	en. class	driver/transformer	dimmer
-	candle (included)	-	-	-	-	-	-	-	-

p. 258



Colonna / standing lamp

CNLG / gold interior (flying leaf) / rough iron column / black dimmer

CNLS / silver interior (flying leaf) / rough iron column / black dimmer

CNLC / copper interior (flying leaf) / rough iron column / black dimmer

voltage	source	type	watt	lumen	K	CRI	en. class	driver/transformer	dimmer
110V (bulb not supplied)-240V	mains voltage LED	E27 bulb	1x18W	1800	2700	>80	F	-	included (memory last step)

p. 261



Pepita 65 / recessed lamp for plasterboard ceiling

P65 / white / gold / transparent cover

voltage	source	type	watt	lumen	K	CRI	en. class	driver/transformer	dimming
-	constant voltage 24V LED	interch. LED board	1x1W	160	2700	>80	F	not included available on request	-

internal Ø 5,9 cm / external Ø 8,9 cm
depth 5,6 cm / installation hole Ø 6,5 cm
max plasterboard thickness 12,5 mm

p. 262



Pepita 102 / recessed lamp for plasterboard ceiling/wall

P102 / white / gold

voltage	source	type	watt	lumen	K	CRI	en. class	driver/transformer	dimming
-	constant voltage 24V LED	interch. LED board	1x1W	160	2700	>80	F	not included available on request	-

internal Ø 9,7 cm / external Ø 11 cm
depth 5,5 cm / installation hole Ø 10,2 cm
max plasterboard thickness 12,5 mm

Turciù

[*Finishes*] // **Nickel coating** (metal plating process) is chosen by the designer for its elegant and warm finish. To prevent any natural oxidation process, it requires regular cleaning. In alternative to nickel coating, customized finishes (i.e. chrome plating) can be provided upon request. / **Untreated brass** (an alloy of copper and zinc) is a very elegant finish, yellow-gold in colour, with an excellent corrosion resistance. We use it untreated, therefore it may oxidise with time. Regular cleaning helps preserving its original appearance and slow down the ageing process, which might be anyway accelerated by the weather, frequent handling or conditions of high humidity. / **Rough iron** (untreated metal) is chosen by the designer specifically because of its uniqueness and its natural ageing property. The appearance of any uneven rust patches does not constitute a defect, since it is a typical sign of the ageing process, which might be considerably accelerated in conditions of high humidity or direct exposure to outdoor weathering.

[*Note*] // The **lumen** value refers to the rated lumen output of the light source; for the lamp's output please refer to our bim files (see website). / (*****) LED bulbs can be dimmed using compatible dimmers, which have been tested specifically for dimming very low loads. The manufacturers of LED bulbs are required to draw up a list of suggested dimmers for the dimming of their products, with an indication of the maximum number of bulbs dimmable with the various types of dimmer.

p. 267



90/160 cm
variable

Turciù 36 / ceiling/pendant lamp

TRS36LNC / nickel flex (nickel lampholder) / satin nickel base
TRS36LBR / brass flex (nickel lampholder) / satin nickel base

voltage	source	type	watt	lumen	K	CRI	en. class	driver/transformer	dimming
110V (bulbs not supplied)-240V	mains voltage LED	E14 bulb	36x3,4W 122,4W	13680	2700	>80	E	-	YES IGBT/Triac*

flex Ø 0,85 cm:
7x75 cm / 10x100 cm / 9x125 cm / 10x150 cm
weight 20 kg

p. 267



90/160 cm
variable


Turciù 21 / ceiling/pendant lamp

TRS21LNC / nickel flex (nickel lampholder) / satin nickel base
TRS21LBR / brass flex (nickel lampholder) / satin nickel base

voltage	source	type	watt	lumen	K	CRI	en. class	driver/transformer	dimming
110V (bulbs not supplied)-240V	mains voltage LED	E14 bulb	21x3,4W 71,4W	7980	2700	>80	E	-	YES IGBT/Triac*

flex Ø 0,85 cm: 5x100 cm / 16x150 cm
weight 11 kg

p. 267



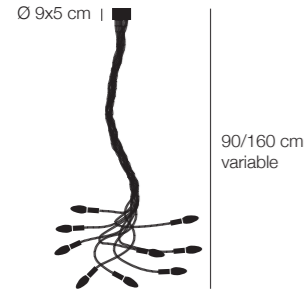
90/160 cm
variable

Turciù 16 / ceiling/pendant lamp

TRS16LNC / nickel flex (nickel lampholder) / satin nickel base
TRS16LBR / brass flex (nickel lampholder) / satin nickel base

voltage	source	type	watt	lumen	K	CRI	en. class	driver/transformer	dimming
110V (bulbs not supplied)-240V	mains voltage LED	E14 bulb	16x3,4W 54,4W	6080	2700	>80	E	-	YES IGBT/Triac*

flex Ø 0,85 cm: 16x150 cm
weight 9 kg



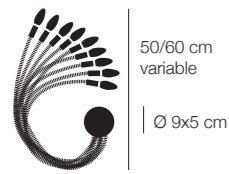
Turciù 9 / ceiling/pendant lamp

TRS9LNC / nickel flex (nickel lampholder) / satin nickel base
TRS9LBR / brass flex (nickel lampholder) / satin nickel base

voltage	source	type	watt	lumen	K	CRI	en. class	driver/transformer	dimming
110V (bulbs not supplied)-240V	mains voltage LED	E14 bulb	9x3,4W 30,6W	3420	2700	>80	E	-	YES IGBT/Triac*

flex Ø 0,85 cm: 9x150 cm
weight 5 kg

p. 268



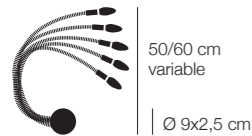
Turciù 9 / wall lamp

TR9LNC / nickel flex (nickel lampholder) / satin nickel base
TR9LBR / brass flex (nickel lampholder) / satin nickel base

voltage	source	type	watt	lumen	K	CRI	en. class	driver/transformer	dimming
110V (bulbs not supplied)-240V	mains voltage LED	E14 bulb	9x3,4W 30,6W	3420	2700	>80	E	-	YES IGBT/Triac*

flex Ø 0,85 cm: 9x75 cm

p. 269



Turciù 5 / wall lamp

TR5LNC / nickel flex (nickel lampholder) / nickel base
TR5LBR / brass flex (nickel lampholder) / nickel base

voltage	source	type	watt	lumen	K	CRI	en. class	driver/transformer	dimming
110V (bulbs not supplied)-240V	mains voltage LED	E14 bulb	5x3,4W 17W	1900	2700	>80	E	-	YES IGBT/Triac*

flex Ø 0,85 cm: 5x75 cm

p. 270



Turciù 3 / 2 / wall lamp

TR3LNC / Turciù 3 / nickel flex (nickel lampholder) / nickel base
TR3LBR / Turciù 3 / brass flex (nickel lampholder) / nickel base

voltage	source	type	watt	lumen	K	CRI	en. class	driver/transformer	dimming
110V (bulbs not supplied)-240V	mains voltage LED	E14 bulb	3x3,4W 10,2W	1140	2700	>80	E	-	YES IGBT/Triac*



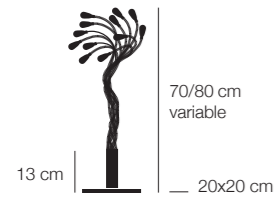
TR2LNC / Turciù 2 / nickel flex (nickel lampholder) / nickel base
TR2LBR / Turciù 2 / brass flex (nickel lampholder) / nickel base

voltage	source	type	watt	lumen	K	CRI	en. class	driver/transformer	dimming
110V (bulbs not supplied)-240V	mains voltage LED	E14 bulb	2x3,4W 6,8W	760	2700	>80	E	-	YES IGBT/Triac*

flex Ø 1,3 cm: 3/2x50 cm
on request available with flex Ø 0,85 cm



p. 271



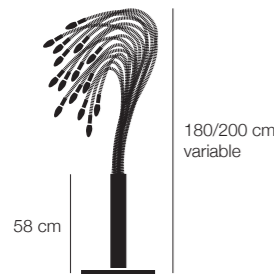
Bonsai / table lamp

BNLBR / LED / brass flex (nickel lampholder) / iron base / black cable and dimmer

voltage	source	type	watt	lumen	K	CRI	en. class	driver/transformer	dimmer
240V (110V available on request / bulbs not supplied)	mains voltage LED	E14 bulb	12x2,7W 32,4W	1800	2700	>80	G	-	included

flex Ø 0,6 cm: 12x60 cm

p. 272



Sottovento 15 / standing lamp

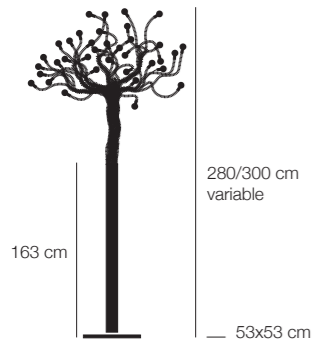
SVLNC / nickel flex (nickel lampholder) / iron structure / black cable and dimmer

SVLBR / brass flex (nickel lampholder) / iron structure / black cable and dimmer

voltage	source	type	watt	lumen	K	CRI	en. class	driver/transformer	dimmer
240V (110V available on request / bulbs not supplied)	mains voltage LED	E14 bulb	15x3,4W 51W	5700	2700	>80	E	-	included

base 40x40 cm / flex Ø 1,2: 15x150 cm

p. 273



Albero della Luce / standing lamp

ALLBR / brass flex (nickel lampholder) / iron structure / black cable

voltage	source	type	watt	lumen	K	CRI	en. class	driver/transformer	dimming
240V (110V available on request / bulbs not supplied)	mains voltage LED	E14 bulb	36x4W 144W	14400	2700	80	F	-	wireless (remote control included)

flex Ø 0,85 cm: 36x150 cm

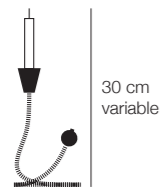


Oggetti Senza Tempo

[Finishes] // **Nickel coating** (metal plating process) is chosen by the designer for its elegant and warm finish. To prevent any natural oxidation process, it requires regular cleaning. In alternative to nickel coating, customized finishes (i.e. chrome plating) can be provided upon request. / **Untreated brass** (an alloy of copper and zinc) is a very elegant finish, yellow-gold in colour, with an excellent corrosion resistance. We use it untreated, therefore it may oxidise with time. Regular cleaning helps preserving its original appearance and slow down the ageing process, which might be anyway accelerated by the weather, frequent handling or conditions of high humidity. / **Copper** is a very malleable and ductile metal, chosen for its high thermal and electrical conductivity, as well as for its typical reddish-orange colour. We use it untreated, therefore it may oxidise with time, forming a green patina. Regular cleaning helps preserving its original appearance and slow down the ageing process, which might be anyway accelerated by the weather, frequent handling or conditions of high humidity.

[Note] // The **lumen** value refers to the rated lumen output of the light source; for the lamp's output please refer to our bim files (see website). / (*) LED bulbs can be dimmed using compatible dimmers, which have been tested specifically for dimming very low loads. The manufacturers of LED bulbs are required to draw up a list of suggested dimmers for the dimming of their products, with an indication of the maximum number of bulbs dimmable with the various types of dimmer. / (**) The plug driver 110-240V is supplied with the electrical plug suitable for the market of reference only. Please specify in stage of order if the destination of the product differs from your standard. / (***) Our LEDs can be dimmed by using compatible dimmers tested specifically to dim very low loads. We suggest checking the minimum load of the dimmer before installation. / (****) 220-240V version available with not interchangeable EU plug only - memory 100%.

p. 277

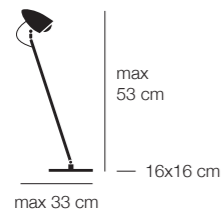


Miracolo / table candle holder

MRBR / brass flex and details

voltage	source	type	watt	lumen	K	CRI	en. class	driver/transformer	dimming
-	candle (included)	-	-	-	-	-	-	-	-

p. 278

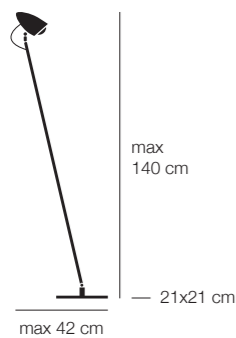


CicloItalia T / table lamp

CIBR / brass base and structure / black dimmer / black wire

voltage	source	type	watt	lumen	K	CRI	en. class	driver/transformer	dimmer
110-240V	constant current LED 500 mA	COB LED	1x5W	569	2700	>80	F	plug driver**	included

p. 279



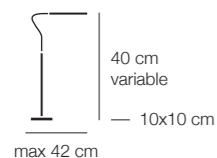
CicloItalia F / standing lamp

CIFBR / black base / brass structure / black wire

CIFBRM / black base / brass structure / black dimmer and wire

voltage	source	type	watt	lumen	K	CRI	en. class	driver/transformer	dimmer
220-240V	constant current LED 350 mA	COB LED	1x5W	569	2700	>80	F	plug driver (EU plug only)	included touch (memory 100%)
110-240V								plug driver**	included (memory last step)

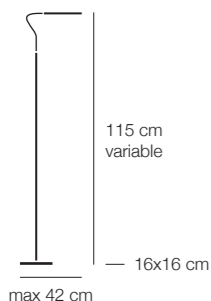
p. 283

**Lola T** / table lamp

LBR / brass structure / copper stick / black wire / black dimmer

voltage	source	type	watt	lumen	K	CRI	en. class	driver/transformer	dimmer
110-240V	constant current LED 350 mA	interch. LED	3x1W 3W	447	2700	85	D	plug driver**	included (memory last step)

p. 285


**Lola F** / standing lamp

LFBR / brass structure / copper stick / black wire

LFBRM / brass structure / copper stick / black dimmer and wire

voltage	source	type	watt	lumen	K	CRI	en. class	driver/transformer	dimmer
220-240V	constant current LED 350 mA	interch. LED	3x1W 3W	447	2700	85	D	plug driver (EU plug only)	included touch (memory 100%)
110-240V								plug driver**	included (memory last step)

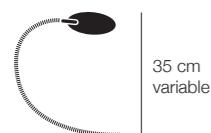
p. 286

**Luce che dipinge** / wall lamp

LD5L / white canvas / black pipe / black wrap screen

voltage	source	type	watt	lumen	K	CRI	en. class	driver/transformer	dimming
240V (110V available on request)	12V DC LED bulb	G4 bulb	1x0,8W	69	2700	80	G	low voltage driver	NO

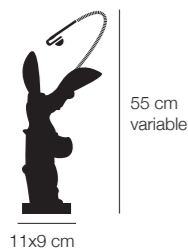
p. 288

**Herem T** / USB table lamp

HRT / brass flex and shade

voltage	source	type	watt	lumen	K	CRI	en. class	driver/transformer	dimming
110-240V	constant voltage LED 5V	LED board	1x2,8W	300	2700	>90	D	USB plug driver 5V (EU or UK plug only)	included touch-less

p. 289

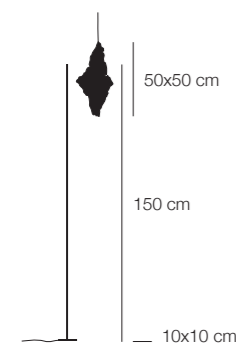


Nike / table lamp

NKL / white ceramic chalk statue / nickel flex / glass lens / blue wire / black dimmer

voltage	source	type	watt	lumen	K	CRI	en. class	driver/transformer	dimmer
110-240V****	constant current LED 350 mA	interch. LED	1x1W	149	2700	85	D	plug driver*****	included (memory last step)

p. 290



Shadow / standing lamp with net

SW / black structure / brass net / black wire and dimmer

voltage	source	type	watt	lumen	K	CRI	en. class	driver/transformer	dimmer
110-240V	constant current LED 350 mA	interch. LED	1x1W	149	2700	85	D	constant current plug driver**	included (memory last step)

p. 293

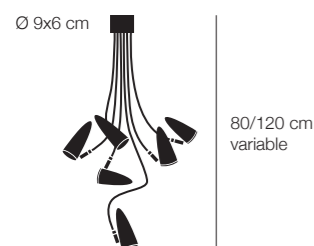


EC 301 / wall or ceiling lamp

EC301JB / black structure and base / brass joint and lens holder / glass lens
 EC301JW / white structure and base / brass joint and lens holder / glass lens

voltage	source	type	watt	lumen	K	CRI	en. class	driver/transformer	dimming
220-240V	constant current LED 500 mA	COB LED	1x5W 5W	569	2700	>80	F	constant current driver	YES IGBT/Triac***

p. 295



CicloItalia Flex C6 / ceiling/pendant lamp

CIC6B / black base and spotlights / brass flex and details / glass lens
 CIC6W / white base and spotlights / brass flex and details / glass lens

voltage	source	type	watt	lumen	K	CRI	en. class	driver/transformer	dimming
220-240V (110V available on request)	low voltage LED 12V	GU 5.3 bulb	6x7,5W 45W	3780	3000	90	F	low voltage LED transformer	YES Triac*

flex: 5x Ø1,3x50 cm; 1x Ø1,2x100 cm

p. 296



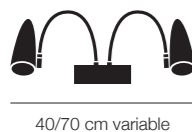
CicloItalia Flex W1 / wall lamp

CIW1B / black base and spotlight / brass flex and details / glass lens / with on/off
 CIW1W / white base and spotlight / brass flex and details / glass lens / with on/off

voltage	source	type	watt	lumen	K	CRI	en. class	driver/transformer	dimming
220-240V (110V available on request)	low voltage LED 12V	GU 5.3 bulb	1x7,5W	630	3000	90	F	low voltage LED transformer	NO on/off switch

base: 17x5x4 cm ca.

p. 297



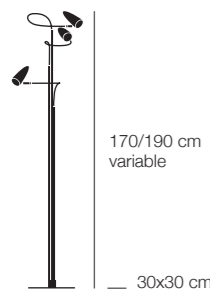
CicloItalia Flex W2 / wall lamp

CIW2B / black base and spotlights / brass flex and details / glass lens
 CIW2W / white base and spotlights / brass flex and details / glass lens

voltage	source	type	watt	lumen	K	CRI	en. class	driver/transformer	dimming
220-240V (110V available on request)	low voltage LED 12V	GU 5.3 bulb	2x7,5W 15W	1260	3000	90	F	low voltage LED transformer	YES Triac*

base: 17x5x4 cm ca.

p. 298

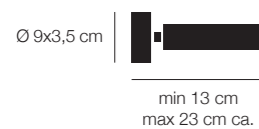


CicloItalia Flex F3 / standing lamp

CIF3BM / black rod/base/spotlights / brass flex and details / glass lens
 CIF3WM / white rod/base/spotlights / brass flex and details / glass lens

voltage	source	type	watt	lumen	K	CRI	en. class	driver/transformer	dimmer
110-240V	low voltage LED 12V	GU 5.3 bulb	3x7,5W 22,5W	1890	3000	90	F	plug driver**	included (memory last step)

p. 301

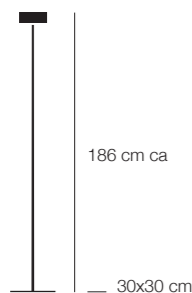


U. W / wall lamp

UWJB / black base and shade / brass joint
 UWJW / white base and shade / brass joint

voltage	source	type	watt	lumen	K	CRI	en. class	driver/transformer	dimmer
220-240V (110V available on request)	constant current LED 270 mA	COB LED	1x9W	1324	2700	>80	E	constant current driver	YES IGBT/Triac***

p. 303



U. F Up / standing lamp

UFUB / black rod/base/shade (internally gold) / steel silhouette with magnet
 UFUW / white rod/base/shade (internally gold) / steel silhouette with magnet

voltage	source	type	watt	lumen	K	CRI	en. class	driver/transformer	dimmer
110-240V	constant current LED 500 mA	COB LED	1x17W	2500	2700	>80	D	plug driver**	included (memory last step)

p. 305



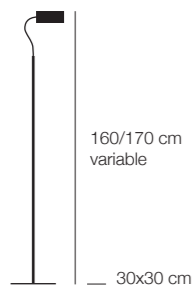
U. W Flex / wall lamp

UWFB / black base and shade / brass flex
 UFWW / white base and shade / brass flex

voltage	source	type	watt	lumen	K	CRI	en. class	driver/transformer	dimming
220-240V (110V available on request)	constant current LED 450 mA	COB LED	1x15W	2200	2700	>80	D	constant current driver	YES Triac***

base:16x3x6 cm

p. 307

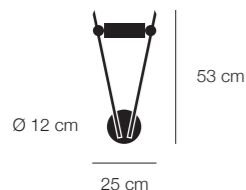


U. F Flex / standing lamp

UFFB / black base and shade / brass flex
 UFFW / white base and shade / brass flex

voltage	source	type	watt	lumen	K	CRI	en. class	driver/transformer	dimmer
110-240V	constant current LED 450 mA	COB LED	1x15W	2200	2700	>80	D	plug driver**	included (memory last step)

p. 309

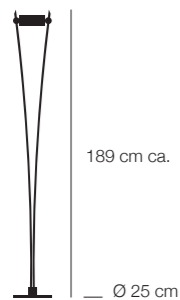


Vi. W / wall lamp

VIWB / black structure and shade / brass details
 VIWW / white structure and shade / brass details

voltage	source	type	watt	lumen	K	CRI	en. class	driver/transformer	dimming
220-240V (110V available on request)	constant current LED 450 mA	COB LED	1x15W	2200	2700	>80	D	constant current driver	YES Triac***

p. 311



Vi. F / standing lamp

VIFB / black structure and shade / brass details
 VIFW / white structure and shade / brass details

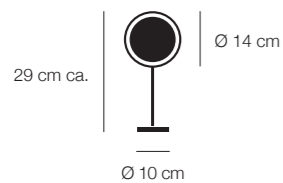
voltage	source	type	watt	lumen	K	CRI	en. class	driver/transformer	dimmer
110-240V	constant current LED 450 mA	COB LED	1x15W	2200	2700	>80	D	plug driver**	included (memory last step)

Other Smiths

[Finishes] // **Untreated brass** (an alloy of copper and zinc) is a very elegant finish, yellow-gold in colour, with an excellent corrosion resistance. We use it untreated, therefore it may oxidise with time. Regular cleaning helps preserving its original appearance and slow down the ageing process, which might be anyway accelerated by the weather, frequent handling or conditions of high humidity.

[Note] // The **lumen** value refers to the rated lumen output of the light source; for the lamp's output please refer to our bim files (see website). / (*) The plug driver 110-240V is supplied with the electrical plug suitable for the market of reference only. Please specify in stage of order if the destination of the product differs from your standard.

p. 315

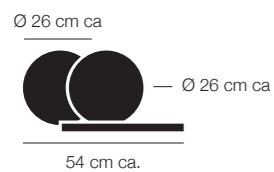


Talismano / table lamp

TLST / brass/iridescent glass / black dimmer and wire

voltage	source	type	watt	lumen	K	CRI	en. class	driver/transformer	dimmer
110-240V	constant voltage 24V LED	LED flexible board	6W	2187	2700	>80	D	plug driver*	included (memory last step)

p. 319



Alchemie T / table lamp

AHT / brass disc / alabaster diffuser / Medea limestone base

voltage	source	type	watt	lumen	K	CRI	en. class	driver/transformer	dimmer
110-240V	constant voltage 24V LED	low voltage LED strip	12W	1300	3000	90	G	plug driver*	included

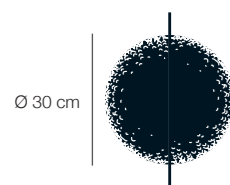


Medousê (outdoor)

[Finishes] // **Untreated brass** (an alloy of copper and zinc) is a very elegant finish, yellow-gold in colour, with an excellent corrosion resistance. We use it untreated, therefore it may oxidise with time. Regular cleaning helps preserving its original appearance and slow down the ageing process, which might be anyway accelerated by the weather, frequent handling or conditions of high humidity.

[Note] // The **lumen** value refers to the rated lumen output of the light source; for the lamp's output please refer to our bim files (see website). / (*) Mains voltage LED modules and COB LED are dimmable using IGBT (trailing edge) dimmers designed specifically for LED sources. Their dimming is extremely delicate: incompatible dimmers may cause irreparable damage to the LED. Some dimmers on the market have a NO button (Normally Open) or are specific connector socket-mounted or recessed. They are generally inserted into junction boxes; their limited thickness facilitates the installer's task and makes the dimmer fit for installation even in shallow boxes. Dimmers with an integrated radio dimmer for both manual (NO button) and wireless control are also available. It is important to note that during adjustment the dimming appears less precise, with some flickering. Furthermore some types of dimmer, even if they have been recommended by the manufacturers themselves, have visible flickering (almost essentially down to a minimum) depending on the mains and on the type of interference present. The problem can be solved by increasing the minimum value setting of the potentiometer on the dimmer. / (**) IP specifics: LED module IP64; IP average rate of the lamp 44. / (***) The LED modules provided for Medousê F and W have a starting temperature of 2.700K, as indicated in the manufacturer's datasheets. For their outdoor use, a protective resin is applied, which increases the temperature by 500K (CCT - correlated color temperature), reaching approximately 3.200K. Currently, it is not possible to provide a color temperature different from this.

p. 329



Medousê W / wall lamp

	voltage	source	type	watt	lumen	K	CRI	en. class	driver/transformer	dimming
MD3P / green glass / brass rod	240V	mains voltage LED**	LED module IP64	1x17W	1650	3200***	80	A+	-	YES*
MD3PTR / transparent glass / brass rod	(110V)	(mains voltage LED**)	(LED module IP64)	(1x14W)	(1540)	(3200***)	(80)	(A+)	-	(YES*)

p. 330



Medousê F / floor lamp

	voltage	source	type	watt	lumen	K	CRI	en. class	driver/transformer	dimming
MD3 / Ø 30 cm / green glass / aluminium details / plug cable not included	240V (110V)	mains voltage LED**	LED module IP64	1x25W	2875	3200***	80	E	-	YES*
MD3TR / Ø 30 cm / transparent glass / aluminium details / plug cable not included		(mains voltage LED**)	(LED module IP64)	(1x29W)	(2900)	(3200***)	(80)	(E)	-	(YES*)
MD5 / Ø 50 cm / green glass / aluminium details / plug cable not included										
MD5TR / Ø 50 cm / transparent glass / aluminium details / plug cable not included										

weight: Ø 30 cm 15 kg / Ø 50 cm 31 kg

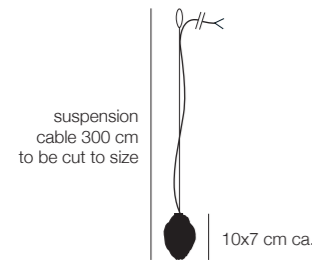
More (outdoor)

[*Finishes*] // **Zinc plated steel** is the material of the stems of the More collection. They are suitable for outdoor installation, but they are not immersion proof. / **Untreated brass** (an alloy of copper and zinc) is a very elegant finish, yellow-gold in colour, with an excellent corrosion resistance. We use it untreated, therefore it may oxidise with time. Regular cleaning helps preserving its original appearance and slow down the ageing process, which might be anyway accelerated by the weather, frequent handling or conditions of high humidity.

[*Cables*] // (**s**) suspension cable. / (**el**) electrical cable.

[*Note*] // The **lumen** value refers to the rated lumen output of the light source; for the lamp's output please refer to our bim files (see website). / (*) IP specifics: lampholder IP65 (not protected against immersion); wires IP68.

p. 334



More / pendant lamp / driver and accessories not incl. (see pages 110-115)

MRS / transparent glass / steel cable^(s) / grey-transparent cable^(el)

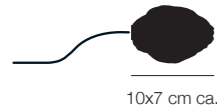
MRSA / amber glass / steel cable^(s) / grey-transparent cable^(el)

MRSGR / green glass / steel cable^(s) / grey-transparent cable^(el)

voltage	source	type	watt	lumen	K	CRI	en. class	driver/transformer	dimming
-	12V DC LED bulb	G4 bulb (IP65 lampholder)*	1x0,8W	69	2700	80	G	not included available on request	-

weight 1 kg

p. 337



More 0 / floor lamp / driver and accessories not incl. (see pages 110-115)

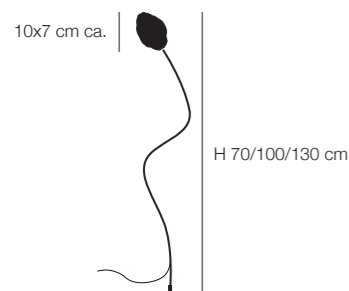
MR0 / transparent glass / grey-transparent cable 300 cm

MR0A / amber glass / grey-transparent cable 300 cm

MR0GR / green glass / grey-transparent cable 300 cm

voltage	source	type	watt	lumen	K	CRI	en. class	driver/transformer	dimming
-	12V DC LED bulb	G4 bulb (IP65 lampholder)*	1x0,8W	69	2700	80	G	not included available on request	-

p. 338



More F / standing lamp / driver and accessories not incl. (see pages 110-115)

MR70 / H 70 cm / steel stem / transparent glass / grey-transparent cable 210 cm

MR70A / H 70 cm / steel stem / amber glass / grey-transparent cable 210 cm

MR70GR / H 70 cm / steel stem / green glass / grey-transparent cable 210 cm

MR100 / H 100 cm / steel stem / transparent glass / grey-transparent cable 170 cm

MR100A / H 100 cm / steel stem / amber glass / grey-transparent cable 170 cm

MR100GR / H 100 cm / steel stem / green glass / grey-transparent cable 170 cm

MR130 / H 130 cm / steel stem / transparent glass / grey-transparent cable 150 cm

MR130A / H 130 cm / steel stem / amber glass / grey-transparent cable 150 cm

MR130GR / H 130 cm / steel stem / green glass / grey-transparent cable 150 cm

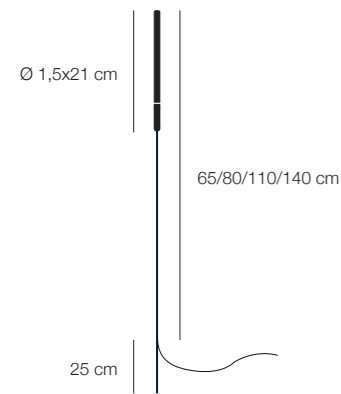
voltage	source	type	watt	lumen	K	CRI	en. class	driver/transformer	dimming
-	12V DC LED bulb	G4 bulb (IP65 lampholder)*	1x0,8W	69	2700	80	G	not included available on request	-

Sypha (outdoor)

[*Finishes*] // **Stems** - the stems of the Sypha collection are made of brass (Syphaduepassi) or black coloured iron (Syphasera and Syphasfera). / **Untreated brass** (an alloy of copper and zinc) is a very elegant finish, yellow-gold in colour, with an excellent corrosion resistance. We use it untreated, therefore it may oxidise with time. Regular cleaning helps preserving its original appearance and slow down the ageing process, which might be anyway accelerated by the weather, frequent handling or conditions of high humidity.

[*Note*] // The **lumen** value refers to the rated lumen output of the light source; for the lamp's output please refer to our bim files (see website). / **(*)** IP specifics: lampholder IP65 (not protected against immersion); wires and connectors IP68.

p. 343

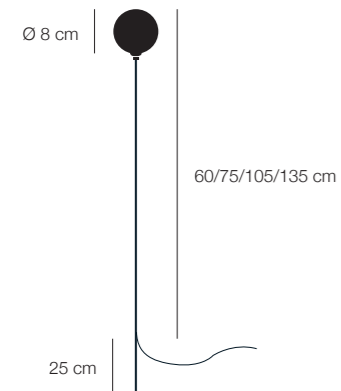


Syphasera / standing lamp / driver and accessories not incl. (see pages 110-115)

SYS65 / H 65 cm / black stem / brass details / opaline glass / grey-transparent cable 255 cm
SYS80 / H 80 cm / black stem / brass details / opaline glass / grey-transparent cable 240 cm
SYS110 / H 110 cm / black stem / brass details / opaline glass / grey-transparent cable 210 cm
SYS140 / H 140 cm / black stem / brass details / opaline glass / grey-transparent cable 180 cm

voltage	source	type	watt	lumen	K	CRI	en. class	driver/transformer	dimming
-	12V DC LED bulb	G4 bulb (IP65 lampholder)*	1x0,8W	67	2700	80	F	not included available on request	-

p. 346

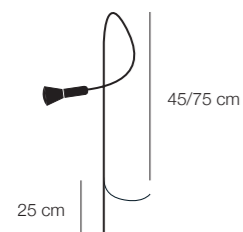


Syphasfera / standing lamp / driver and accessories not incl. (see pages 110-115)

SYF60 / H 60 cm / black stem / brass details / transparent glass / grey-transparent cable 255 cm
SYF60I / H 60 cm / black stem / brass details / irreg. transp. glass / grey-transparent cable 255 cm
SYF75 / H 75 cm / black stem / brass details / transparent glass / grey-transparent cable 240 cm
SYF75I / H 75 cm / black stem / brass details / irreg. transp. glass / grey-transparent cable 240 cm
SYF105 / H 105 cm / black stem / brass details / transparent glass / grey-transparent cable 210 cm
SYF105I / H 105 cm / black stem / brass details / irreg. transp. glass / grey-transparent cable 210 cm
SYF135 / H 135 cm / black stem / brass details / transparent glass / grey-transparent cable 180 cm
SYF135I / H 135 cm / black stem / brass details / irreg. transp. glass / grey-transparent cable 180 cm

voltage	source	type	watt	lumen	K	CRI	en. class	driver/transformer	dimming
-	12V DC LED bulb	G4 bulb (IP65 lampholder)*	1x0,8W	69	2700	80	G	not included available on request	-

p. 349



Syphaduepassi / standing lamp / driver and accessories not incl. (see pages 110-115)

SYD45 / H 45 cm / brass stem and details / grey-transparent cable 225 cm
SYD75 / H 75 cm / brass stem and details / grey-transparent cable 195 cm

voltage	source	type	watt	lumen	K	CRI	en. class	driver/transformer	dimming
-	12V DC LED bulb	G4 bulb (IP65 lampholder)*	1x0,8W	67	2700	80	F	not included available on request	-

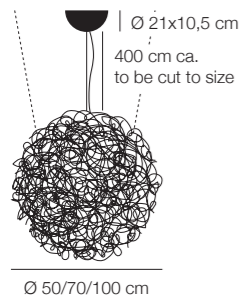
Fil de Fer (outdoor)

[Finishes] // **Rough iron** (untreated metal) is chosen by the designer specifically because of its uniqueness and its natural ageing property. The appearance of any uneven rust patches does not constitute a defect, since it is a typical sign of the ageing process, which might be considerably accelerated in conditions of high humidity or direct exposure to outdoor weathering.

[Cables] // (**s**) suspension cable. / (**el**) electrical cable.

[Note] // The **lumen** value refers to the rated lumen output of the light source; for the lamp's output please refer to our bim files (see website). / (*) The drivers for the dimmable version of our outdoor products are larger than their not-dimmable standards. They are available on request with custom sized bases and boxes (see our website for further references). / (**) IP specifics: lampholder IP65 (not protected against immersion); wires and connectors IP68; drivers IP67; IP average rate of the lamp 65.

p. 353



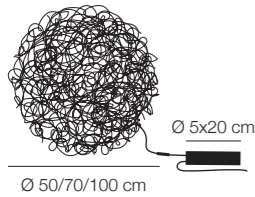
Fil de Fer / outdoor pendant lamp

F5SIPL / Ø 50 cm / aluminium / steel cables^(s) / metal braided cable^(el) / chrome base
 F7SIPL / Ø 70 cm / aluminium / steel cables^(s) / metal braided cable^(el) / chrome base
 F10SIPL / Ø 100 cm / aluminium / steel cables^(s) / metal braided cable^(el) / chrome base

voltage	source	type	watt	lumen	K	CRI	en. class	driver/transformer	dimmer
110V or 240V	12V DC LED bulb	G4 bulbs (IP65 lampholder)**	8x0,8W 6,4W	552	2700	80	G	electronic 12V DC IP67	NO
			16x0,8W 12,8W	1104					
			20x0,8W 16W	1380					

weight: Ø 50 8,5 kg / Ø 70 13 kg / Ø 100 18 kg

p. 354



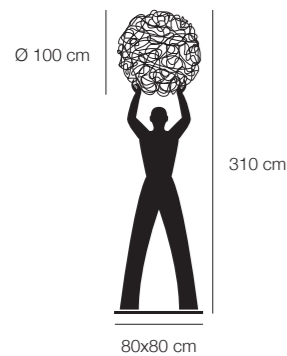
Fil de Fer F / outdoor floor lamp

F5IPL / Ø 50 cm / aluminium / metal braided cable / black box and plug cable
 F7IPL / Ø 70 cm / aluminium / metal braided cable / black box and plug cable
 F10IPL / Ø 100 cm / aluminium / metal braided cable / black box and plug cable

voltage	source	type	watt	lumen	K	CRI	en. class	driver/transformer	dimmer
240V (110V available on request)	12V DC LED bulb	G4 bulbs (IP65 lampholder)**	8x0,8W 6,4W	552	2700	80	G	electronic 12V DC IP67	NO
			16x0,8W 12,8W	1104					
			20x0,8W 16W	1380					

cable 12V 350 cm / cable 230V 200 cm (with EU or CH plug / UK plug with 300 cm extra)

p. 359



Uomo della Luce XXL / outdoor standing lamp

UIPL / rough iron structure / aluminium sphere / black cable, box and plug cable

voltage	source	type	watt	lumen	K	CRI	en. class	driver/transformer	dimmer
240V (110V av. on request)	12V DC LED bulb	G4 bulbs (IP65 lampholder)**	20x0,8W 16W	1380	2700	80	G	electronic 12V DC IP67	NO

cable 12V 350 cm
 cable 230V (EU or CH or UK) 200 cm

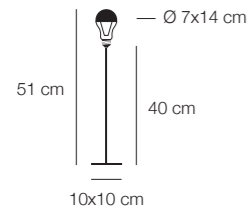


Limited edition

[Finishes] // **Untreated brass** (an alloy of copper and zinc) is a very elegant finish, yellow-gold in colour, with an excellent corrosion resistance. It may oxidise, therefore regular cleaning helps preserving its original appearance and slow down the ageing process, which might be anyway accelerated by the weather, frequent handling or conditions of high humidity.

[Note] // The **lumen** value refers to the rated lumen output of the light source; for the lamp's output please refer to our bim files (see website).

p. 365



Trenta / battery table lamp / plug driver 110-240V with EU plug

TRENTA / glass bulb / brass-coated cover / 1x1W LED / on/off included

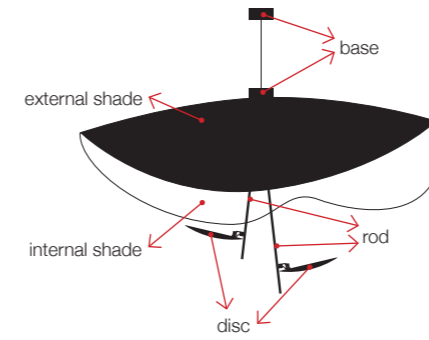
	voltage	source	type	watt	lumen	K	CRI	en. class	driver/transformer	dimmer
TRENTA / glass bulb / brass-coated cover / 1x1W LED / on/off included	Li-ION 3,7V 1180 mA/h	constant voltage	LED	1x1W	100	2700	80	A+	input 110/240V output 5V@1,2 A (EU or UK plug only)	NO on/off switch included



LEDERAM: COLOUR COMBINATIONS AND DETAILS

TECHNICAL INFORMATION

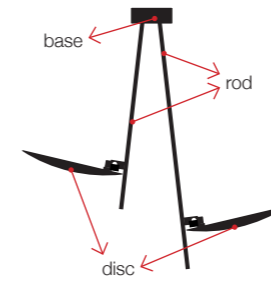
Lederam Manta S1 / S2 / CWS1 / C150 / C180



code	shade		rods	discs	base
	external	internal			
3	black	gold	black	gold	black
4	black	copper	black	copper	black
5	white	white	gold	white	white
6	white	gold	satin	white	white
8	white	white	satin	white	white
10*	white	white	white	white	white

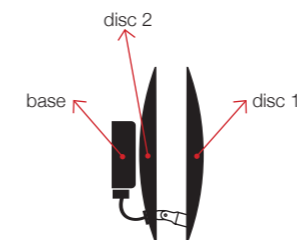
* Finish not available for model Lederam Manta S2

Lederam C2 / W2



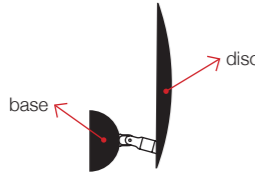
code	discs	rods	base
2	black	satin	black
3	gold	black	black
4	copper	black	black
5	white	gold	white
6	white	satin	white

Lederam W




code	disc 1		disc 2		base
	external	internal	internal	external	
1	black	copper	copper	black	black
2	black	gold	gold	black	black
3	gold	gold	gold	white	white
4	copper	copper	copper	white	white
5	white	gold	gold	white	white
6	white	copper	copper	white	white



Lederam W1	code	disc		joint	base
		external	internal		
	1	black	black	nickel	black
	3	gold	black	nickel	black
	4	copper	black	nickel	black
	6	white	white	nickel	white



Lederam F0	code	discs	rods	base	cable	dimmer
	2	black	satin	black	black	black
	3	gold	black	black	black	black
	4	copper	black	black	black	black
	6	white	satin	white	white	white
	12	brass	black	black	black	black

Lederam WF	code	disc		base
		external	external	
	1	black	black	black
	3	gold	white	white
	4	copper	white	white
	6	white	white	white

Lederam T1	code	discs	rods	base	cable	dimmer
	2	black	satin	black	black	black
	3	gold	black	black	black	black
	4	copper	black	black	black	black
	5	white	gold	white	blue	black
	6	white	satin	white	blue	black

Lederam F1 / F2 / F3	code	discs	rods	base	cable	dimmer
	2	black	satin	black	black	black
	3	gold	black	black	black	black
	4	copper	black	black	black	black
	5	white	gold	white	white	white
	6	white	satin	white	white	white



MAINS VOLTAGE LED

The LED modules and COB LED we supply in the Lederam (exception made for Lederam F0) and Medousê collection can be connected directly to the mains voltage because they do not require any driver (other than the one already mounted on the module). Compared to traditional light sources, mains voltage LED modules are more sensitive to any interference in the electricity mains, including voltage fluctuation and harmonic distortion, because they have a faster response to changes in voltage.

This means that consequently to this variations occasional flickering or functioning anomaly may occur, but since not depending on the product, they cannot be considered a flaw or defect.

Further than by problems on the line voltage, fluctuations and harmonics may be produced by variable power loads, as those caused by many types of motors and electronic devices. In case of anomalies we suggest to check the electrical system to apply protective modules reducing overvoltage at the connection terminals of electronic components. By means of this modules / filters, any residual voltage is then reduced to an appropriate protective level in relation to the discharge current.

Dimming

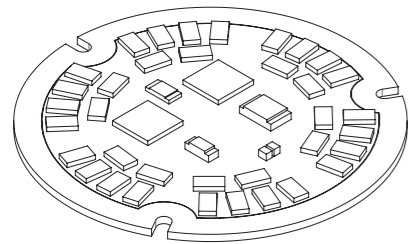
Mains voltage LED modules and COB LED are dimmable using IGBT (trailing edge) dimmers designed specifically for LED sources. Their dimming is extremely delicate: incompatible dimmers may cause irreparable damage to the LED.

Some dimmers on the market have a NO button (Normally Open button) or they are specific connector socket-mounted or recessed. They are generally inserted into junction boxes; their limited thickness facilitates the installer's task and makes the dimmer fit for installation even in shallow boxes.

Dimmers with an integrated radio dimmer for both manual (NO button) and wireless control are also available.

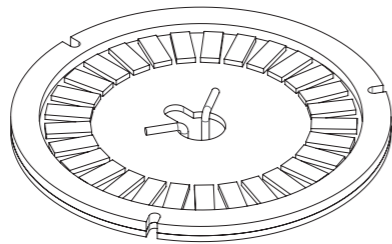
It is important to note that during adjustment (for instance with a cord dimmer) the dimming appears less precise, with some flickering. Furthermore some types of dimmer, even if they have been recommended by the manufacturers themselves, have visible flickering (almost essentially down to a minimum) depending on the mains and on the type of interference present. The problem can be solved by increasing the minimum value setting of the potentiometer on the dimmer.

LED module



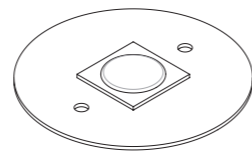
15W
25W

LED module
(Medousê)



17W
25W

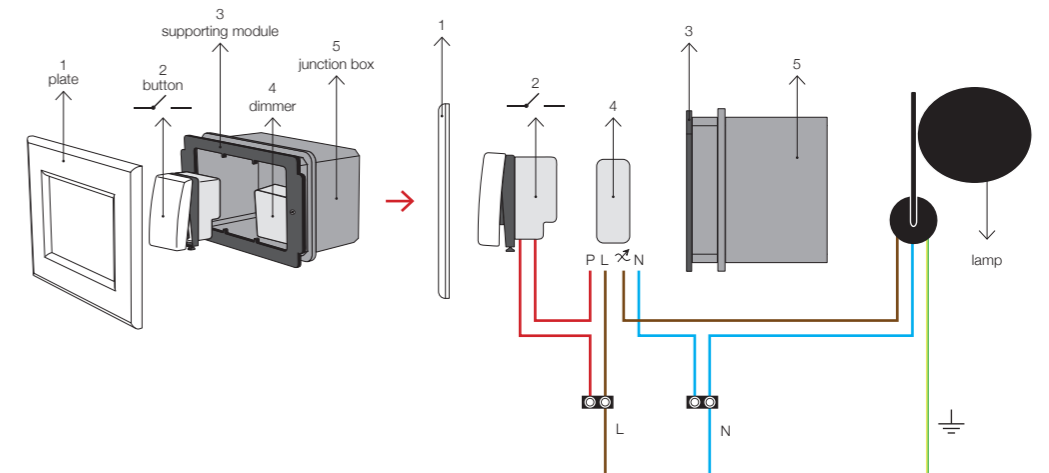
COB LED



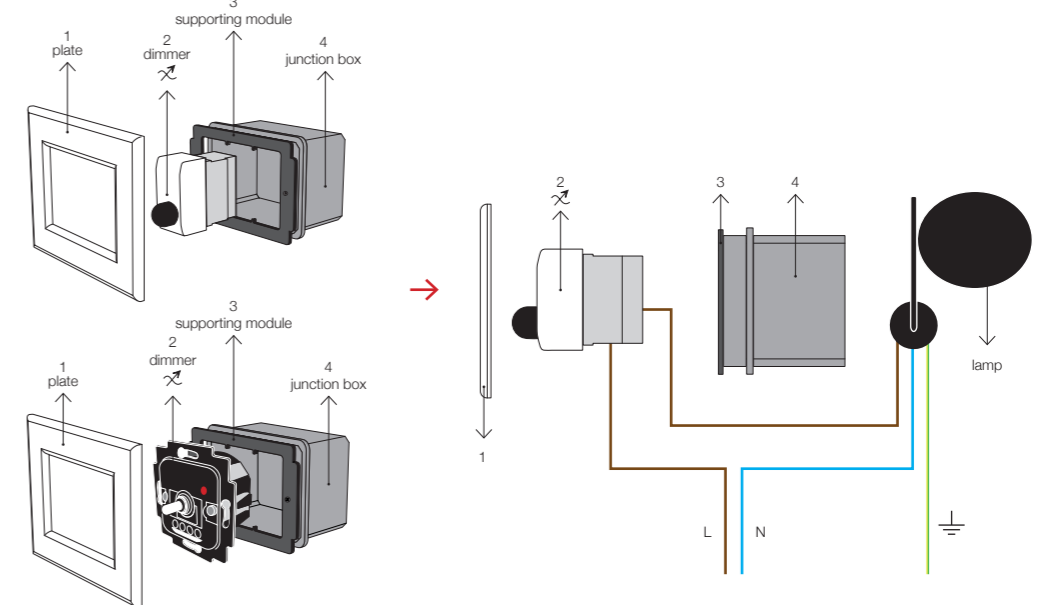
10W
15W



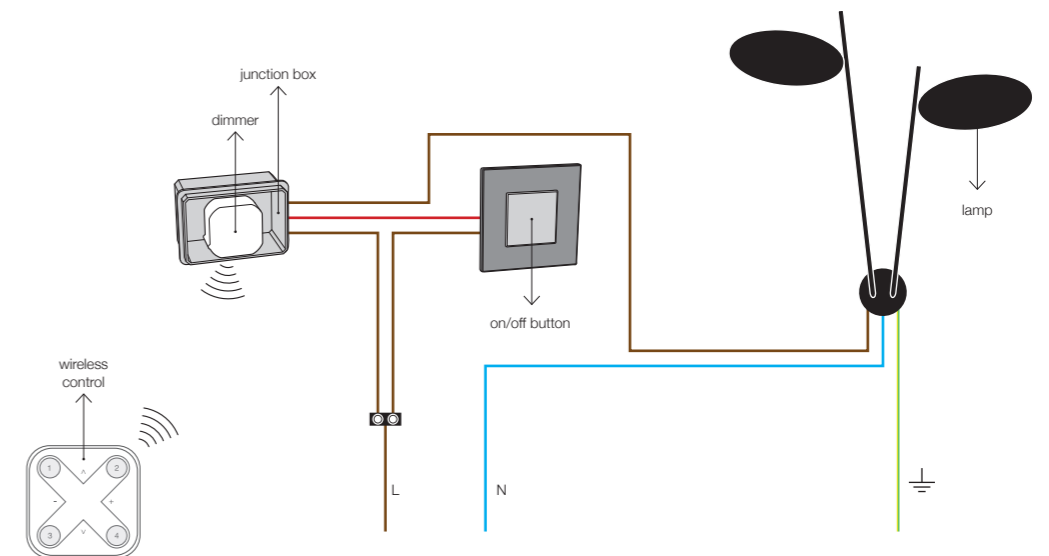
NO (Normally Open) Button



Socket-mounted or recessed



Wireless





CHANDELIER


SYPHASPOT	GOLD MOON	JACKIE O	POSTKRISI	SWEET LIGHT
<p>Syphaspot Chandelier is supplied with single pendants with black wires, irregular glass spheres dia. 10 cm with black/brass supports.</p>	<p>Gold Moon Chandelier is supplied with single pendants with black wires, irregular black/gold shade Ø 20 cm ca. and copper curl directing the beam of light upwards to the shade. Each shade is handmade, therefore the dimensions can slightly change from pendant to pendant. On request it is available also with Spot Light pendants, suggested to add some direct light downwards to the composition.</p>	<p>Jackie O Chandelier is supplied with single pendant with blue cable and nickel curl with lens, to define the beam of light of each pendant.</p>	<p>PostKrisi Chandelier is supplied with natural fibreglass spheres with a diameter of 14 or 20 cm. On request it is also available with spheres in different colours or lined with gold/silver/copper coloured leaf.</p>	<p>Sweet Light Chandelier is supplied with aluminium spheres with a diameter of 10 cm. On request it is also available with brass or silver coloured spheres.</p>
Bases				

The Chandeliers are supplied with satin steel bases in different dimensions.



square

30x30x5 cm / 60x60x5 cm



rectangular

150x30x5 cm / 150x60x5 cm / 90x30x5 cm

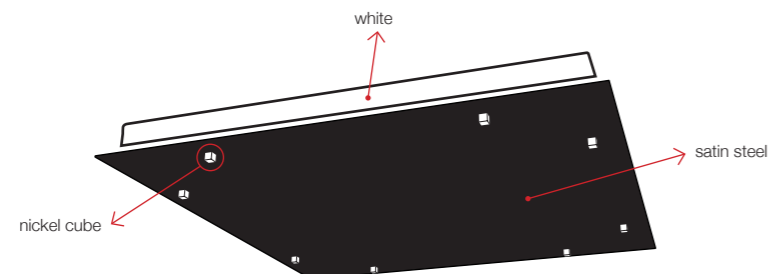


round

Ø 40 cm / Ø 78 cm

The bases of the Chandeliers are modular and very easy to install.

The satin finish steel plates are anchored to the white painted metal frame by means of suspension chains that facilitate both installation and maintenance. They are then secured in place with square head screws; the nickel cube that covers the screw remains exposed (see drawing). The steel plate is available on request white painted.



SYPHASPOT	GOLD MOON	JACKIE O	POSTKRISI	SWEET LIGHT
Standard Jack Mounting (NOT ADJUSTABLE HEIGHT)				
<p>Each pendant is mounted onto the base by means of a connection jack that fits in and locks in place in a simple motion. The base can therefore be shipped separately from the pendants, facilitating both the shipping and installation itself.</p>				
<p>STANDARD</p> <p>The standard maximum height of the codified Jackie O Chandeliers is 120 cm (obtained from H of base 5 cm + max pendant height of 115 cm). Starting from the maximum height, the cable lengths descend 7 times by about 5 cm.</p> <p>ON REQUEST</p> <p>By choosing the maximum cable length (up to max 300 cm – dimensions rounded up to the nearest 5 cm) and downsizing while retaining the proportions of the standard codes, a custom made composition can be produced. Any further customisation entails a bespoke design requiring a quotation (customized production).</p>			<p>STANDARD</p> <p>The standard maximum heights of the codified PostKrisi and Sweet Light Chandeliers are 180/300/400 cm (obtained from H of base 5 cm + max pendant height of 175/295/395 cm).</p> <p>ON REQUEST</p> <p>By choosing the maximum cable length (up to max 300 cm – dimensions rounded up to the nearest 5 cm) and downsizing while retaining the proportions of the standard codes, a custom made composition can be produced. Any further customisation entails a bespoke design requiring a quotation (customized production).</p>	
<p>NB Each capillary is manually bent. A tolerance of about 1 to 2 cm on the given cables lengths must be considered as acceptable</p>				

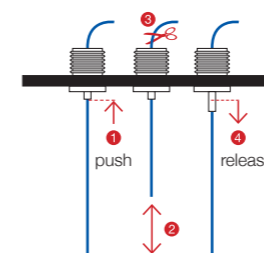
On Request (ADJUSTABLE HEIGHT)

TENSIONER

The version with a tensioner is available in those cases where the length of the cable requires adjustment during installation.

The tensioner is supplied disassembled.

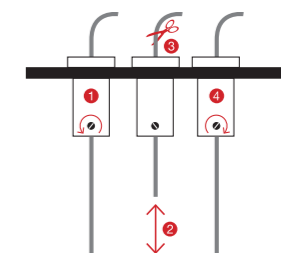
Once you have placed the cable at the desired height, it must be cut and reconnected to the inside of the base (this operation helps preventing voltage drops and tangled cables inside the base).



CABLE LOCKING

The version with cable locking is available in those cases where the length of the cable requires adjustment during installation or in case of custom chandelier with bigger PostKrisi spheres (dia. 40 or 60 cm).

The cable locking is supplied disassembled. Once you have placed the cable at the desired height, it must be cut and reconnected to the inside of the base (this operation helps preventing voltage drops and tangled cables inside the base).



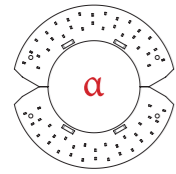
Custom

On request we can supply customized designs with different base dimensions, a different number of pendants or with a tensioner instead of a jack connection. The PostKrisi and Sweet Light pendants are interchangeable on the bases, therefore we can also supply mixed Chandeliers.



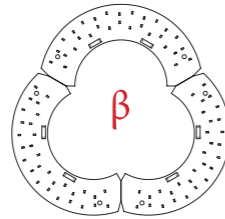
MACCHINA DELLA LUCE LED BOARDS

12W



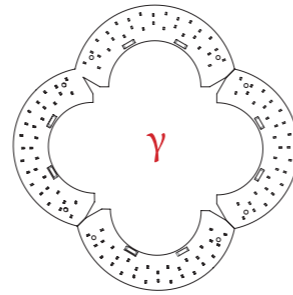
2 x
LED board 6W 24V DC

18W



3 x
LED board 6W 24V DC

24W



4 x
LED board 6W 24V DC

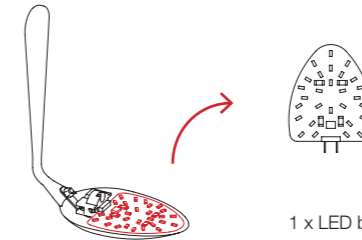
Mod. A		Mod. E	
18W β	Ø 80 cm	12W α	Ø 50 cm
12W α	Ø 30 cm	12W α	Ø 30 cm
12W α	Ø 18 cm		Ø 18 cm
42W	4410 lumen	24W	2520 lumen
Mod. B		Mod. F**	
12W α	Ø 80 cm	24W γ	Ø 120 cm
	Ø 18 cm	18W β	Ø 80 cm
		12W α	Ø 50 cm
12W	1260 lumen		Ø 30 cm
54W		54W	5670 lumen
Mod. C		Mod. I	
24W γ	Ø 120 cm	18W β	Ø 80 cm
18W β	Ø 80 cm	12W α	Ø 50 cm
	Ø 50 cm		Ø 30 cm
42W	4410 lumen	30W	3150 lumen
Mod. D*			
18W β	Ø 120 cm		
18W β	Ø 80 cm		
12W α	Ø 50 cm		
12W α	Ø 30 cm		
12W α	Ø 18 cm		
60W	6300 lumen		

* 110V version available with 4x α 12W / tot. 48W max

** 110V version available with 2x β 18W / 1x α 12W / tot. 48W max



STCHU-MOON LED BOARDS



1 x LED board GY6.35 3,9W 24V DC

1x 3,9W / 420 lumen			Stchu-Moon 05
			Stchu-Moon 01 Ø 40 cm
			Stchu-Moon 01 Ø 60 cm
2x 3,9W / 840 lumen			Stchu-Moon 09
			Stchu-Moon 02 Ø 40/60 cm
4x 3,9W / 1680 lumen			Stchu-Moon 02 Ø 80/100 cm
6x 3,9W / 2520 lumen	3x		Stchu-Moon 02 Chandelier



OUTDOOR: GEL BOX SYSTEM

	MB1 Mini gel box IP68
	5,3x3,9x2,4 cm
	(max 2 connections - connectors included)
	MB2 Mini gel box IP68
	5,2x5,3x2,9 cm
	(max 6 connections - connectors included)
	KP1 Extension cord kit
	5 mt
	with mini gel box IP68 for single connection
	(max 1 lamp)
	ED6 Driver 10W 12V DC 220-240V IP67
	7x3,7x2,3 cm / cables 45 cm ca.
	not dimmable
	(max 9 lamps)
	ED7 Driver 30W 12V DC 220-240V IP67
	11x3,7x2,3 cm / cable 12V 45 cm ca. / plug cable 200 cm
	not dimmable
	(max 28 lamps)
	ED7D Driver 30W 12V DC 220-240V IP67
	8x8x3 cm / cables 12V 45 cm ca. / plug cable 200 cm
	Triac dimmable
	(min. 12 max 28 lamps)



OUTDOOR: QUICK CONNECTORS SYSTEM

	ED6CR Driver 10W 12V DC 220-240V IP67
	230V and 12V connectors included
	3,7x2,3x7 cm - cables 45 cm ca.
	not dimmable
	CRM Quick IP68 multiple connector / 1 IN & 5 OUT 12V
	(max 5 connections)
	CRS Quick IP68 IN single connector
	(max 1 connections)
	KP2 Extension cord kit with quick IP68 connectors CRS
	5 mt
	(max 1 lamp)

OUTDOOR: FIL DE FER

	FKIPLD Kit box driver
	Ø 5x20 cm / cable 12V 45 cm / plug cable 200 cm
	not dimmable (driver ED7)
	standard
	FKIPLD Kit box driver
	16x10x4 cm / cable 12V 45 cm / plug cable 200 cm
	Triac dimmable (driver ED7D)
	available on request



OUTDOOR ACCESSORIES

	MSMP	Supporting modular plate
		for More (MR70/MR100/MR130)
		32x32x32 cm
		(max 3 lamps)
	MPT	Peg
		for More (MR70/MR100/MR130)
		25 cm
	MSM	Supporting plate
		for Medousê F
		31x31 cm ca.
	MDCV	Plug cable 230V standard EU (CH or UK available on request)
		for Medousê F
		350 cm

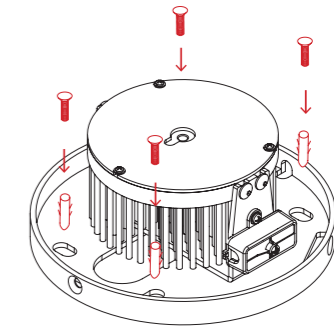


MEDOUSÊ INSTALLATION SUGGESTIONS

WARNING

For stability reasons the lamp must be fastened to a solid surface such as a well or basement; in alternative it can be mounted on the modular supporting plate (code MSM) available on request. Before installing the lamp, please check the levelling of the soil and make sure that it can support the weight of the fitting.

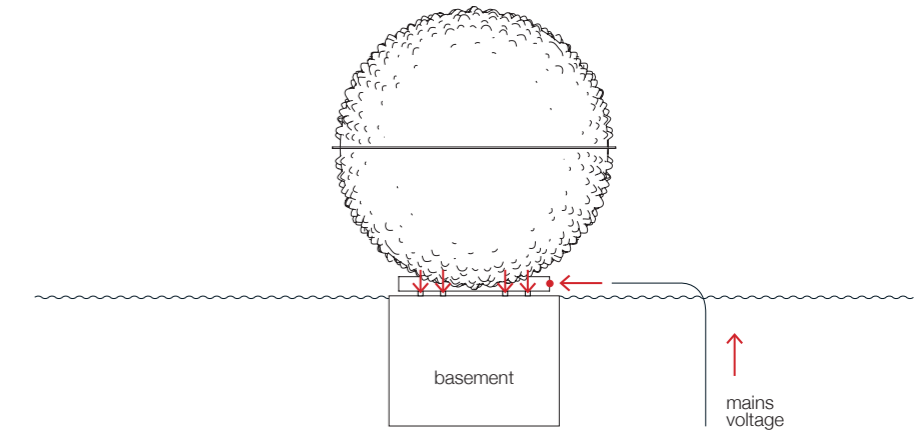
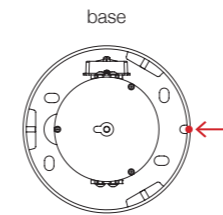
(Medousê weight Ø 30 cm 15 kg / Ø 50 cm 31 kg)



lamp base with holes for the fastening
(plugs not included)

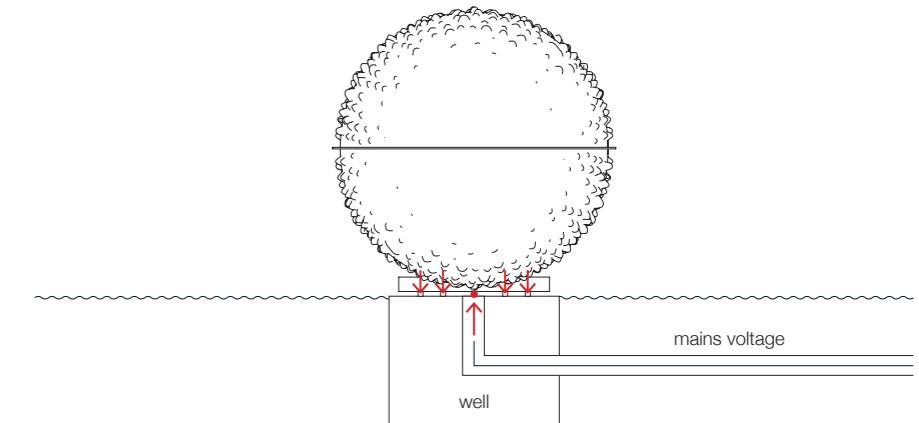
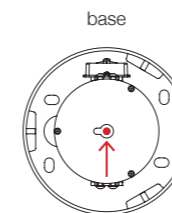
Example 1

with basement and supply cable from the side



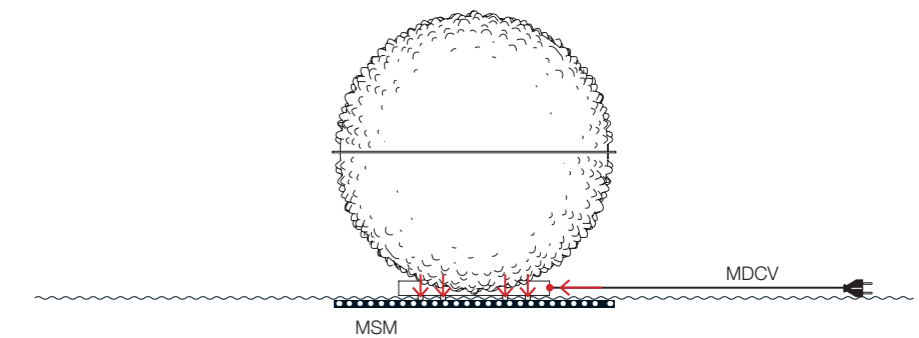
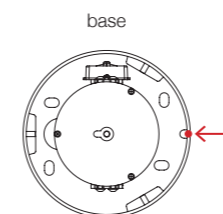
Example 2

with well and supply cable from underneath



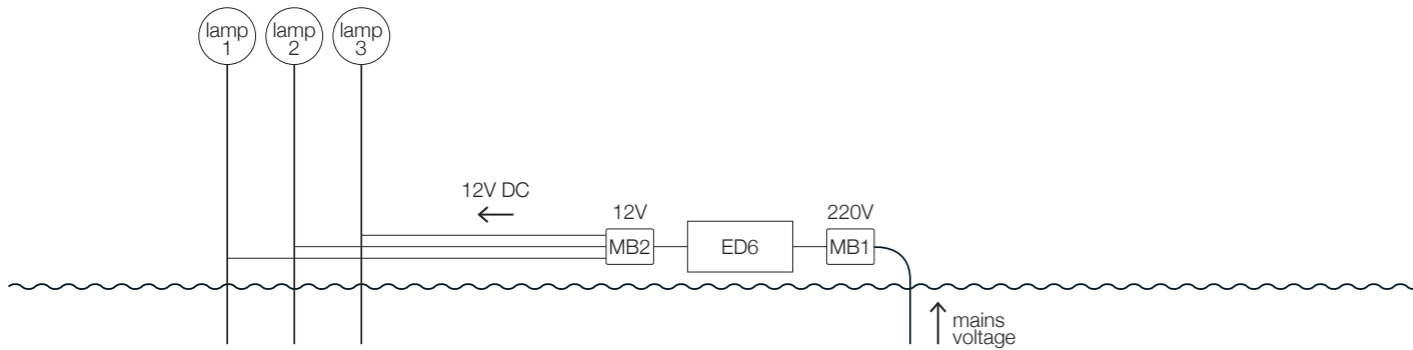
Example 3

with supporting plate 1x code MSM
with plug cable 230V 1x code MDCV

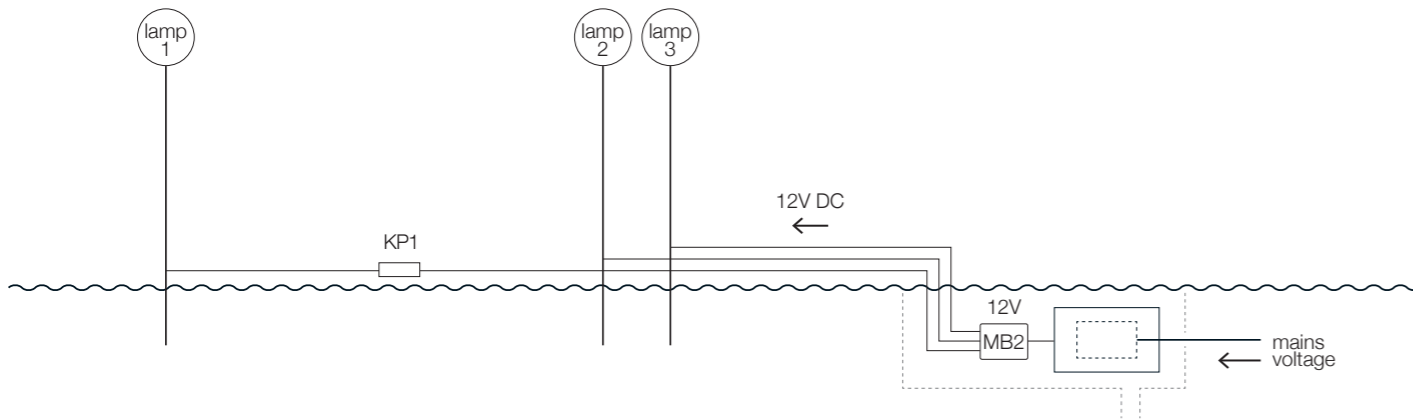


Installation suggestions for Outdoor / GEL BOX system

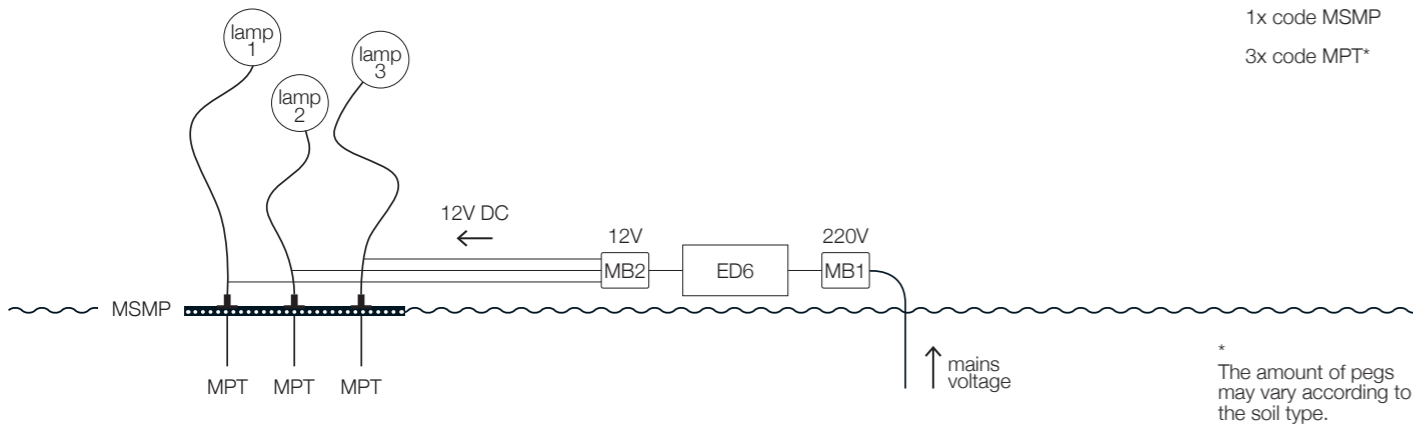
1	Connection type	For models	Power supply	Access. applied
	GEL BOX system (without well)	Syphasera/Syphasfera/Syphaduepassi/More	code ED6	1x code ED6 1x code MB1 1x code MB2



2	Connection type	For models	Power supply	Access. applied
	GEL BOX system (with well)	Syphasera/Syphasfera/Syphaduepassi/More	provided by client	1x code MB2 1x code KP1

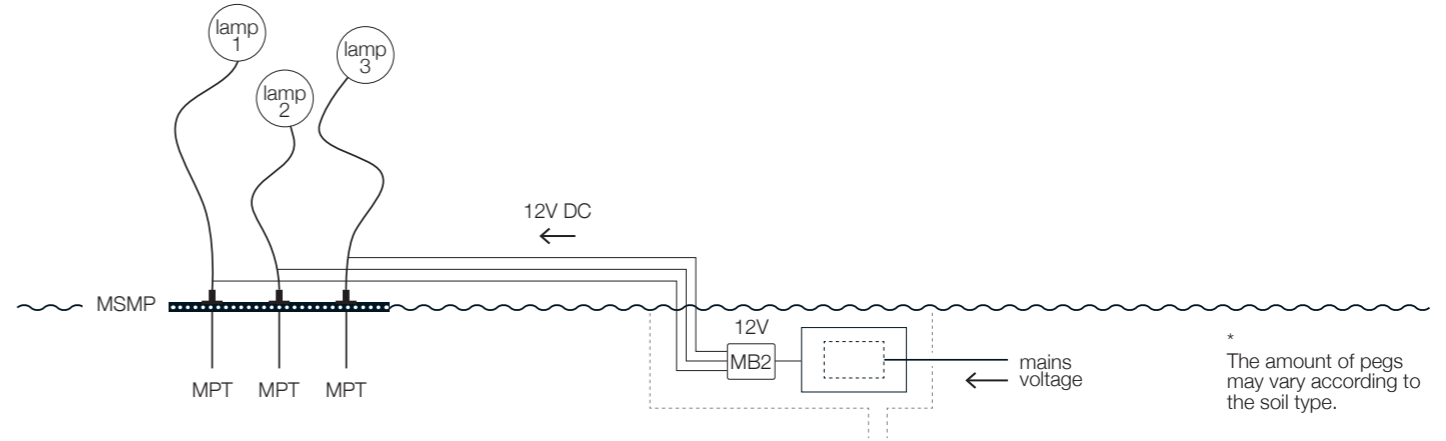


3	Connection type	For models	Power supply	Access. applied
	GEL BOX system (without well)	More (MR70/MR100/MR130)	code ED6	1x code ED6 1x code MB1 1x code MB2 1x code MSMP 3x code MPT*



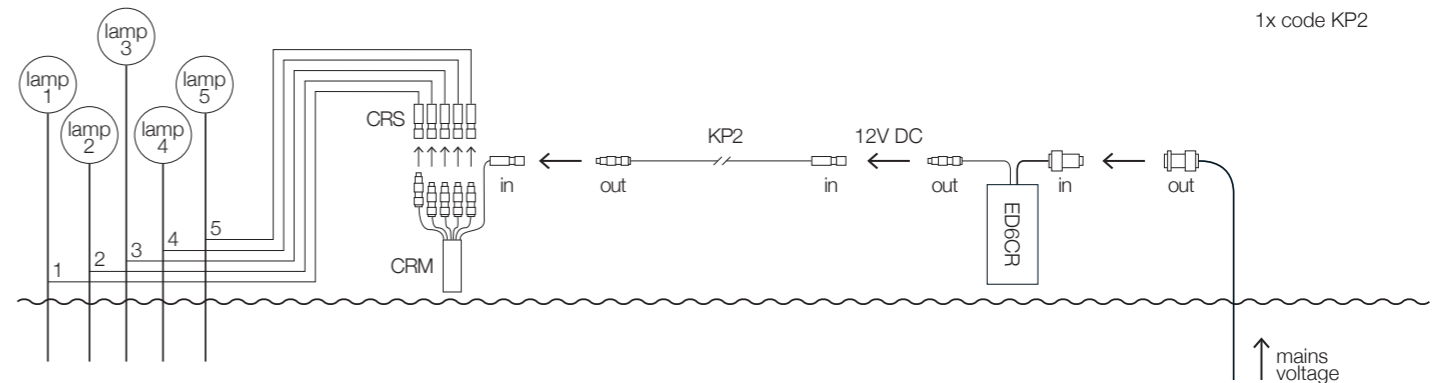
* The amount of pegs may vary according to the soil type.

4	Connection type	For models	Power supply	Access. applied
	GEL BOX system (with well)	More (MR70/MR100/MR130)	provided by client	1x code MB2 1x code MSPT 3x code MPT

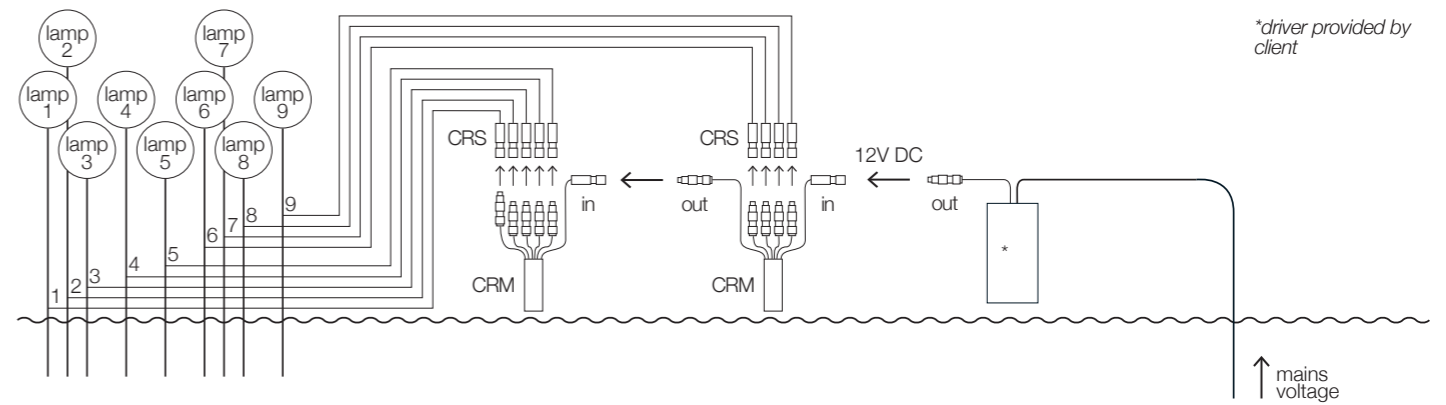


* The amount of pegs may vary according to the soil type.

5	Connection type	For models	Power supply	Access. applied
	QUICK CONNECTORS system	Syphasera/Syphasfera/Syphaduepassi/More	code ED6CR	1x code ED6CR 1x code CRM 5x code CRS 1x code KP2



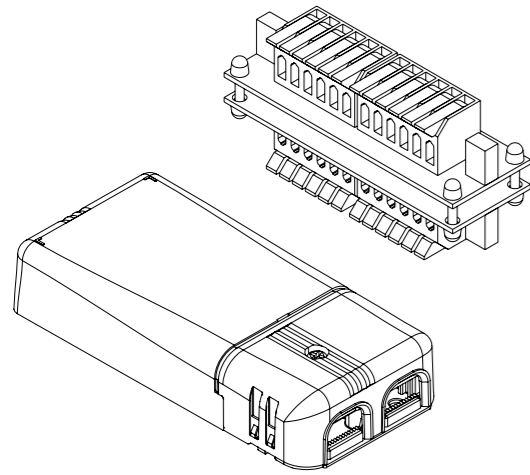
6	Connection type	For models	Power supply	Access. applied
	QUICK CONNECTORS system	Syphasera/Syphasfera/Syphaduepassi/More		2x code CRM 9x code CRS



* driver provided by client



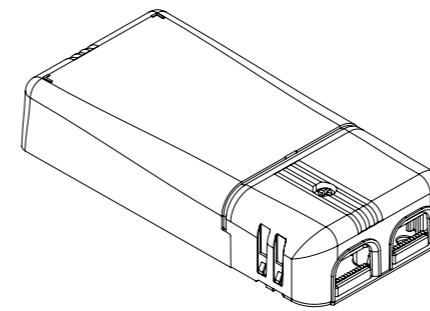
PSU (POWER SUPPLY UNIT) KITS FOR JACKIE O/GOLD MOON/SYPHASPOT/SPOTLIGHT IC-JC



By means of the PSU kit, multiple LED lamps can be controlled simultaneously through a connection board connected to a driver.
 The basic board can connect up to 12 lamps; we can combine 2 boards to connect up to 24 lamps.
 It is advisable to install the kit in a technical compartment at a maximum distance of about 5 meters from the point of installation of the jacks or tensioners, in order to avoid voltage drops.
 The technical compartment must be located in an easily accessible place and large enough to accommodate both the wired multiple connection board and the power supply.



DRIVERS @24V DC FOR PEPITA 65 / PEPITA 102 / JACKIE O / GOLD MOON / SYPHASPOT / SPOTLIGHT



By means of the driver, multiple LED lamps can be controlled simultaneously. In the event of a failure of even a single lamp, the other lamps continue working properly.
 It is advisable to install the driver in a technical compartment accessible for inspection at a maximum distance of about 5 meters from the point of installation of the lamps, in order to avoid voltage drops.
 The technical compartment must be located in an easily accessible place and large enough to accommodate the power supply.

PSU KITS

K9WS12	20W driver kit 220-240V (with ED9)
	lamps quantity: min 3 / max 12 x1,1W or min 3 / max 12 x1,2W
	Triac dimmable
	driver dimensions 11x5,2x2,2 cm
K10WS12	20W driver kit 110-240V (with ED10)
	lamps quantity @240V: min 2 / max 12 x1,1W or min 2 / max 12 x1,2W lamps quantity @110V: min 2 / max 12 x1,1W or min 2 / max 11 x1,2W
	1...10V or PUSH dimmable
	driver dimensions 11x5,2x2,2 cm
K11WS12	20W driver kit 110-240V (with ED11)
	lamps quantity @240V: min 2 / max 12 x1,1W or min 2 / max 12 x1,2W lamps quantity @110V: min 2 / max 12 x1,1W or min 2 / max 12 x1,2W
	DALI dimmable
	driver dimensions 11x5,2x2,2 cm
K12WS24	30W driver kit 220-240V (with ED12)
	lamps quantity: min 13 / max 24 x1,1W or min 13 / max 22 x1,2W
	Triac dimmable
	driver dimensions 18x6x3,5 cm
K13WS24	36W driver kit 110-240V (with ED13)
	lamps quantity @240V: min 13 / max 24 x1,1W or min 13 / max 24 x1,2W lamps quantity @110V: min 13 / max 24 x1,1W or min 13 / max 22 x1,2W
	DALI or PUSH dimmable
	driver dimensions 16,5x4,1x3,5 cm

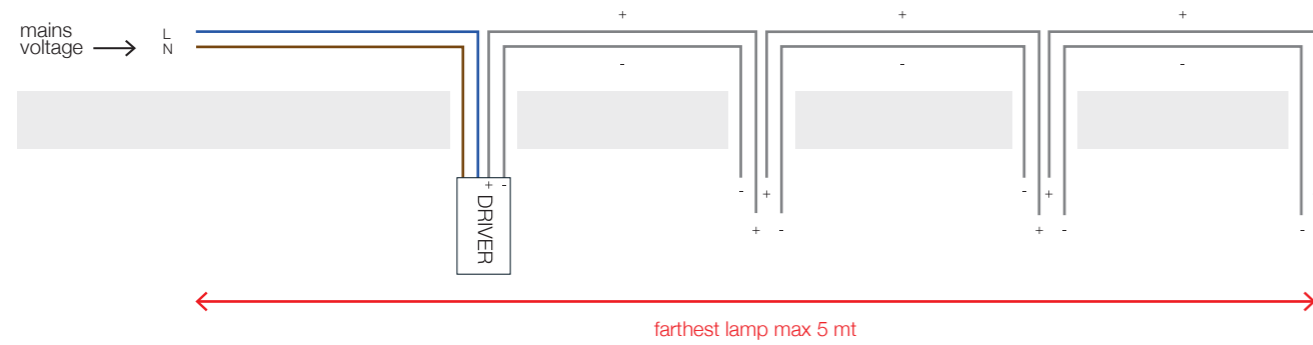
DRIVERS @24V DC

ED9	rated voltage 220-240V
	rated output 20W lamps quantity: min 3 / max 13 x1,1W or min 3 / max 12 x1,2W
	Triac dimmable
	dimensions 11x5,2x2,2 cm
ED11	rated voltage 110-240V
	rated output 15W @110V // lamps quantity: min 2 / max 12 x1,1W or min 2 / max 11 x1,2W rated output 16W @240V // lamps quantity: min 2 / max 12 x1,1W or min 2 / max 11 x1,2W
	DALI dimmable
	dimensions 11x5,2x2,2 cm
ED14	rated voltage 110-240V
	rated output 4W lamps quantity: min 1 / max 3 x1,1W or min 1 / max 2 x1,2W
	not dimmable
	dimensions 4x2,7x2,1 cm



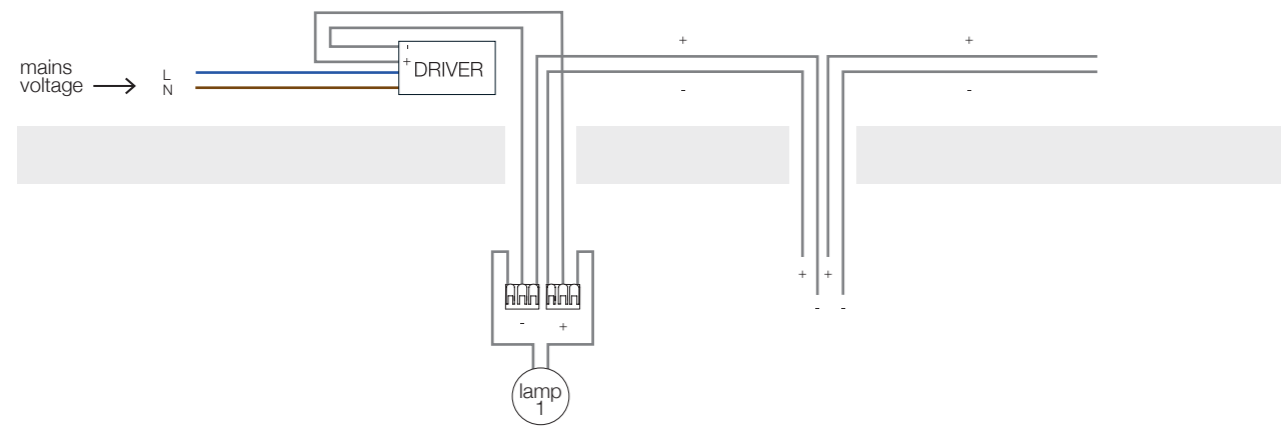
INSTRUCTIONS FOR THE CONNECTION OF MULTIPLE LAMPS RECESSED FOR PLASTERBOARD
WALL/CEILING PEPITA 65 / PEPITA 102

1.

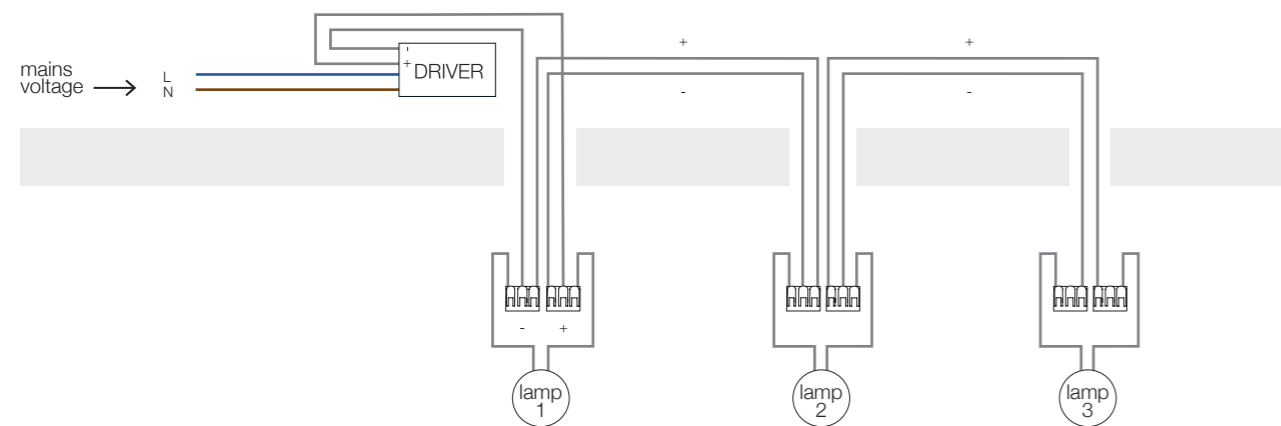


it is recommended to respect the polarity

2.



3.



the cable between the lamps is not supplied,
it is recommended to use one with a minimum section of conductors of 1 mmq



DIMMING WIRING DIAGRAMS

Diagram 1 - IGBT - TRIAC

— 1 wire for power supply
— 1 wire for dimming

WARNING: Our LEDs can be dimmed by using compatible dimmers tested specifically to dim very low loads. We suggest checking the minimum load of the dimmer before installation.

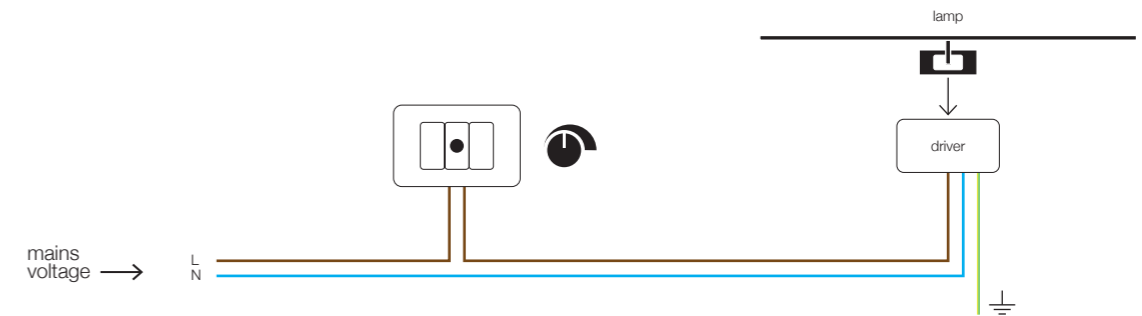


Diagram 2 - PUSH

— 2 wires for power supply
— 2 wires for dimming

WARNING: you need two extra wires, marked in red, in order to dim.

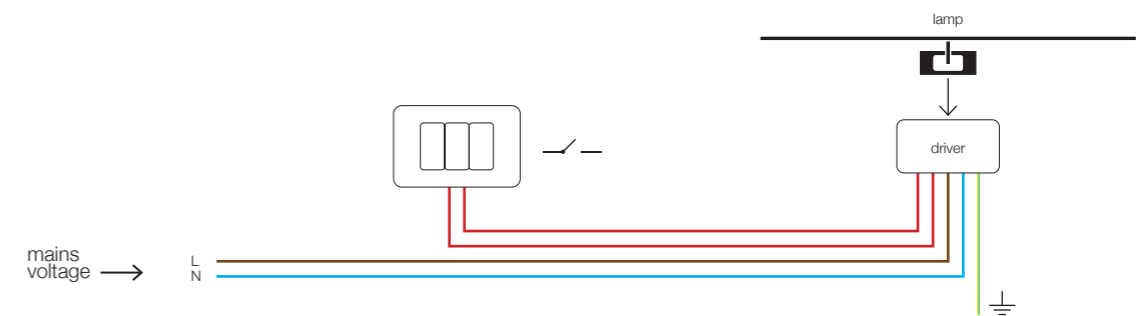
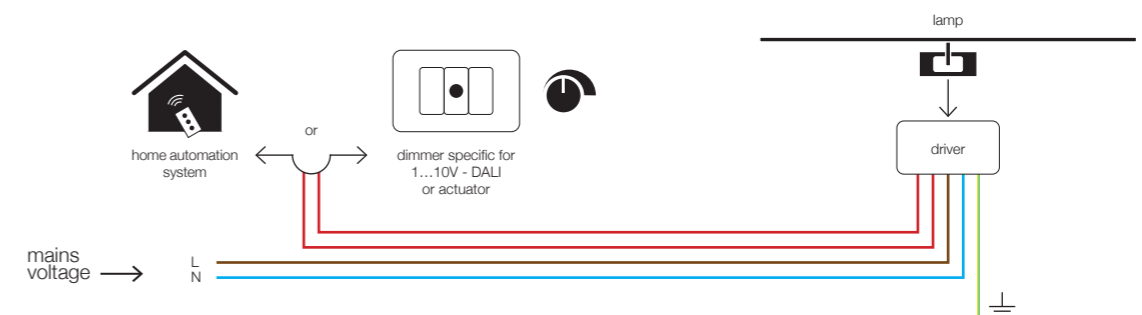


Diagram 3 - 1...10V - DALI

— 2 wires for power supply
— 2 wires for dimming

WARNING: you need two extra wires, marked in red, in order to dim.



Catellani & Smith

Offices

via Cimitero 1/A
I-24020 Villa di Serio, BG
T. +39 035 656088
info@catellanismith.com

Showrooms

Bergamo
Via Borfuro, 1 Bergamo
T. +39 035 210193
show-room@catellanismith.com

Milano
Salvioni Milano Durini
Via Durini, 3 Milano

London
Ltd. 7-15 Rosebery Ave Clerkenwell
London EC1R 4SP, U.K.

www.catellanismith.com



Catellani & Smith